



AVK PRICE LIST  
FEBRUARY 2024  
**SOUTHERN AFRICA**



# WELCOME TO AVK IN SOUTH AFRICA

With 30 years in the South African valve industry, AVK Valves Southern Africa has set the standard for manufacturing custom-designed valves at the highest levels of quality, reliability and value.

## **Supporting South African made products**

AVK Southern Africa are an active members of the organisation VAMCOSA (Valve & Actuator Manufacturing Cluster of Southern Africa), who is an affiliate member of SACEEC (South African Capital Equipment Export Council), who works closely with the Department of Trade and Industry to educate consumers on the benefits of buying South African - Locally Manufactured products to help strengthen the South African reindustrialisation programme.

AVK International (Denmark) is second-generation family owned business, with AVK Southern Africa located in Alrode, South Africa and is proud to be a part of the local business community, supporting South African manufacturing. Our quality, reliability and cost-effective domestic manufacturing is available to customers looking to eliminate the risks of offshore sourcing.

AVK strive to consistently deliver the most efficient and sustainable high-quality valves, while providing comprehensive value in a globally competitive market and creating an environmentally responsible workplace for our employees and customers.

## **About our company**

AVK Southern Africa was established in South Africa in 1998. Our highly experienced team has led the industry in manufacturing high quality Gate, Butterfly, Tilting Disc, Damper, Non-Return, Ball, Mining Cock and diaphragm control valves for the most demanding industries and applications.

You can be assured that AVK Southern Africa operates at a high level of efficiency and effectiveness strengthened by our ISO 9001 & ISO 45001 Certifications, and our products can be manufactured to meet different International and Local specification requirements (ISO, BS EN, DIN, API, SANS, etc.) when required.



AVK Southern Africa Head Quarters | Alberton, South Africa



# OUR TRAINING FACILITIES AT THE ACADEMY

AVK Holding established The Academy in September 2016. The Academy is an in-house training facility with a 40-seater seating capacity.

The institute showcases an impressive flow lab which demonstrates the flow of water through a series of valves allowing attendees to gain a comprehensive understanding of water related processes.

## Get equipped through our Product Courses

Since its establishment, two product courses have been launched; The Valves Fundamentals Course, which provides a sound introduction to acquire an essential knowledge of valves, in theory and practice, and The Advanced Valves Course which provides greater insight into principles and practices that address the theories of fluid pressure, fluid flow and field applications.

Both courses are accredited by ECSA (Engineering Council of Southern Africa) and attendees receive 2 CPD points upon completion.

The training platform is designed to outline the objectives, requirements and methodology to be used for selection of valve types in different applications. The purpose of The Academy is to train consultants, engineers, staff and students on various aspects of valves, instructions and maintenance.

The training will enable consultants, engineers, staff and students to work with more understanding on methodologies when designing build for projects.

Find our training schedule and much more info on our website, [avkvalves.co.za](http://avkvalves.co.za), and register today!


## Introducing a new course on Technical Processes

Following on the success achieved with the two product courses, The Academy took cognisance of the requests from trainees to expand the training to include subjects that lead to valve failures and other valve related issues. The Academy developed introduced a third course, "Technical Process Course for Valves".

This course covers subjects such as corrosion, erosion, more details on valve selection, actuator sizing, factors influencing the sizing, pressure management, water loss control and finally more comprehensive details on valve maintenance and repair.

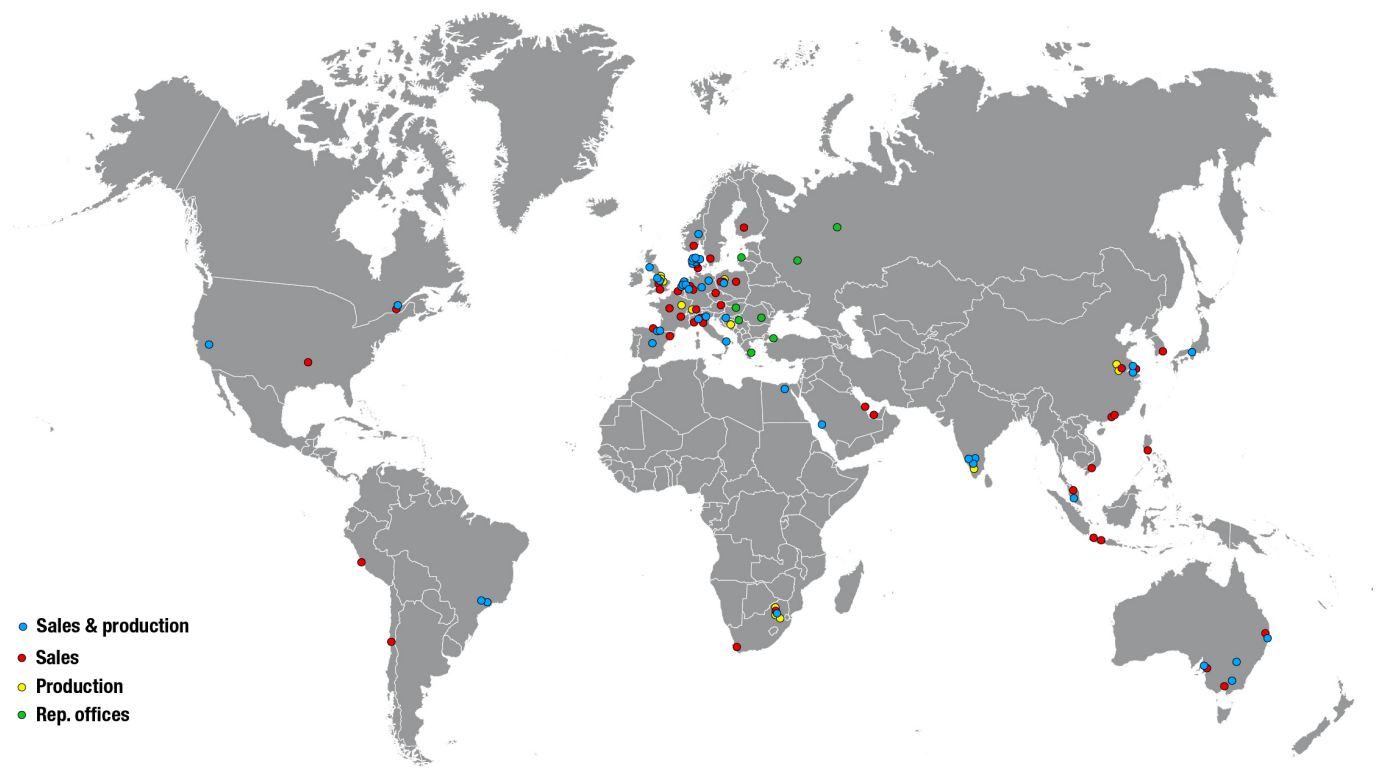
As per our other courses, this new course will further the understanding of a range issues related to industry practical problems and will broaden the horizon of design and consulting engineers, plant operators, engineering students, maintenance personnel and persons dealing with valves.

The course is registered through ECSA qualifies for 2 CPD points for professionals. (SAIMech-E -1350-01-23).



# THE AVK GROUP GLOBAL PRESENCE

The AVK Group is a privately owned industrial group currently comprising +100 companies worldwide. We develop and produce valves, hydrants and accessories for water and gas distribution, sewage treatment and fire protection. Furthermore, AVK has built up strong brands supplying products and solutions for various industrial sectors and within advanced manufacturing. Our products are designed to meet international standards and are sold worldwide. When dealing with the AVK Group expect quality, reliability, functionality and long lifetime in service.



AVK is global in scale when it comes to manufacturing and design. We serve our customers locally, offering full-line partnership and a single entry point to a world of quality solutions.

1941

Established as a local machine shop in Denmark

+4,800

Employees worldwide

+100

Companies in the Group

1,065

Million EUR of turnover



# HOW TO USE THE **PRODUCT FINDER** ON OUR WEBSITE



The screenshot displays the AVK website's Product Finder interface. At the top, there are navigation links for 'water supply', 'waste-water', 'industrial solutions', 'The Academy', and 'more about AVK'. A 'Find product' button is highlighted with a green box and a magnifying glass icon. Below the navigation is a search bar with a magnifying glass icon and the text 'Search'. The main heading is 'Product finder'. Underneath, there are filter options: 'Filter', 'SHOW ALL FILTERS', 'RESET ALL FILTERS', and 'COMPARE PRODUCTS'. The filter section is divided into four columns: 'Use' (with sub-options 'Segment' and 'Application'), 'Product' (with sub-options 'Category', 'Type', and 'Series'), 'Technical specifications', and 'Approvals'. Below the filters is a search input field with a magnifying glass icon and the text 'ie. item no., AVK ref. no., industry item no., variant or other'. The results section shows 'Results 150' and four product cards, each displaying 'AVK GATE VALVE, FLANGED, PN10/16'.

On our website, [avkvalves.co.za](http://avkvalves.co.za), you can browse through our current product offer and search out the exact product you need through the filtering options.

## **Segment and Application**

In the "Use" filters you can select the overall segment or a specific application that the product should be used for.

## **Category, Type and Series**

The "Product" filter lets you select either a category (broad search), a type or all the way down to a specific series (narrow search) to give you an easy overview of what we can offer.

## **Technical Specifications**

Under "Technical Specifications" it is possible to apply filters regarding the desired PN class, Material, Pipe Type, Connection type, Nominal Diameter and Operating Direction.

## **Standards and Approvals**

The "Standards and Approvals" filter makes it possible to search out products based on the desired Design Standard, Approvals, Face to Face standard and Flange Drilling standard.

# OUR PRODUCT BRANDS

Over its years of operation in the industry, AVK has acquired the following Nationally and Internationally recognised brands that are now part of the AVK Group and contribute to our product package.



Since the establishment of AVK Southern Africa, AVK offers Premier, Gunric, Baker Control, Cementation Engineering (CEM) and IPV (Industrial Petroleum Valves) as part of their local product range that complies to local content designation. International brands including Wouter Witzel, Orbinox, InterApp, ACMO, and Glenfield.



and gas applications.

The Gunric brand has built an impressive install base across many market segments for the past 30 years with reliability and quality in tough applications and harsh conditions in water transmission lines, waste water, cooling water in power plants, chemicals, steam



The Baker brand is a robust design diaphragm hydraulic operated globe type control valve, with various function options i.e. pressure reducing, relief, rate of flow, altitude, level and pump control with dual function combinations available and continue to build on its 50-year legacy. Trusted and recommended for water distribution and pressure reducing stations in mining operations.



watering unit cages plus MK V high pressure pumps to seal the deal.

The Cementation high pressure cock valves is a key part for safe underground mining operations and have been supporting the local mining sector for the past 50 years and also offer safety pilot underground de-



AC.MO designs and manufactures hydraulic equipment for water distribution, water transmission, irrigation and water treatment. Their excellence is supported by a high manufacturing capacity and innovative design skills made available to all our technological and institutional partners.



important strengths.

Orbinox have +50 years of experience within designing and manufacturing knife gate valves, penstocks, dampers, and valves for hydraulic work. They think globally, whilst applying their expertise locally in +70 countries. Offering technical expert advice and guidance is one of their



Dams, reservoirs & hydro solutions

Glenfield are market leaders within their field, and have been designing and manufacturing specialist engineered valves and penstocks for +160 years. Due to the superior quality, they offer some of the best extended warranties in the industry. The company is especially skilled within flood defense solutions, and in specifying and managing the large dams, reservoirs and hydropower schemes.



market 30 years ago.

Industrial Petroleum Valves' products were designed for heavy duty, difficult and critical applications in mind for the Chemical, Petro-chemical, mining and slurry segments. The first valves were introduced to the



The Premier brand is well established in the water industry delivering quality products to the local market for over 60 years in water transmission lines, dams, reservoirs, hydropower and cooling water for coal power stations.



The Dutch company Wouter Witzel has been an international player for many years, and develop and produce a wide range of high quality industrial butterfly valves and accessories. Their products are primarily used in pipelines as shut-off valves, control valves and non-return valves.



With +50 years of experience in developing and manufacturing PTFE-lined and elastomer-lined butterfly valves, InterApp provides reliable solutions for the most demanding industries, applications and projects around the world. Their product portfolio also includes ball valves, check valves, actuators and accessories.

# TERMS AND CONDITIONS OF SALE AND DELIVERY

These Terms and Conditions pertain to AVK Holding Southern Africa (Pty) Ltd that consists of the following companies/business units:

**AVK Valves Southern Africa (Pty) Ltd**  
**AVK Industrial (Pty) Ltd**  
**Premier Valves Mining (Pty) Ltd**

Hereby referred to as the organization.

## ACCEPTANCE

Except where specifically agreed to the contrary in writing by the organization, orders resulting from the organization written quotations and price lists are subject to the terms and conditions embodied herein.

The organization do not accept any form of penalties in any form whatsoever.

## TESTS

The goods will be tested in accordance with the specifications of the organization tender and/or the relevant standard specifications as stated therein.

## AVAILABILITY

Offers for equipment available ex-stock are subject to such stock remaining unsold at time of order placement.

## DELIVERY DESTINATION

Delivery periods quoted are based on the manufacturing position as at the time of quotation. Delivery periods is an estimate and is subject to review at time of order placement.

Delivery periods quoted for all custom designed items or items subject to client drawing, QCP (Quality Control Plan) or Databook approval will only commence once final approval is received from the client in writing.

Whilst every endeavour will be made to maintain such deliveries, no liability shall be accepted by the organization for delay due to causes beyond its control.

The organization shall only accept liability for late delivery where the organization, liability

for such late delivery is not excluded in terms of the foregoing and where The organization has specifically agreed in writing to the payment of a penalty or liquidated damages or damages for such late delivery, in which case The organization liability shall be limited to the amount so agreed by a duly authorised manager of the organization.

All goods quoted are done ex-works JHB or CPT warehouse unless prior arrangements have been made.

Outline areas will be quoted accordingly.

Allow 24 hours for picking and packing of orders.

All delivery periods as quoted, exclude December shutdowns, European Summer Holidays and Chinese New Year holidays where applicable.

The organization will deliver, where provided for, to a destination named in its quotation at which point the organization's responsibility for the goods will be limited to the standard conditions of sales and deliveries.

## ESCALATION

Where the sum of the quotation validity period and delivery period is more than 90 (ninety) days, prices for goods or services quoted by the organization are subject to escalation in accordance with the relevant SEIFSA indices for material, labour and transport.

## PACKING

Where the organization deems goods vulnerable to damage during transit, the organization reserves the right to pack such goods in suitable protective packaging or crates.

Costs for packing will be quoted and agreed to beforehand and will be substantiated by a copy of relevant documentation from the packaging contractor.

## PRICE BASIS

Prices shall be referenced from the organization valid List Price or from the organization written

quotations.

Prices can increase due to insufficient information where more detailed information is need for accurate pricing.

Prices, where applicable, are subject to fluctuation in the exchange rate and are for the purchasers account. (Indicate Exchange rate used on your quotation).

We reserve the right to review our prices against partial orders.

*Continued on next page*



# TERMS AND CONDITIONS OF SALE AND DELIVERY

## PAYMENT TERMS

Payment terms are cash in advance or COD. Alternatively, credit terms can be applied for by completing a credit application form.

Credit checks will be performed, and a credit limit will be granted, subject to the credit limit granted by Credit Guarantee Insurance Corporation of Africa Limited, as the credit insurer of the organization. Standard terms of payment for all goods and services received from the organization are payment within 30 (THIRTY) days of statement. Thereafter interest will be charged at 2.5% per month on all overdue amounts.

Where the organization has quoted delivery point as ex-works, delivery shall be deemed to have been completed when the goods are ready for collection, at which time, the Purchaser shall be advised, and an invoice will be generated.

Payment for ex-works goods shall be due within the requisite period in accordance with the organization payment terms, starting from the date on valid order completion advice was issued to the Purchaser. Failure or delay by the Purchaser to effect collection of completed goods shall not relieve the Purchaser from the contractual obligation to remit payment within 30 days from statement date.

The Purchaser undertakes to refund to The organization any extra costs incurred by The organization as a result of the Purchaser's instruction or lack of instructions and for the purpose of this paragraph extra cost shall mean any amount which The organization becomes liable to pay, whether in wages, for materials or otherwise howsoever in respect of the work which The organization would not have been liable to pay but for the Purchaser's action or default. In the event of dispute on the amount of the extra cost, the decision of a mutually agreed upon arbitrator, shall be final and binding.

## DISCOUNT

Trade discounts will be negotiated on a contract, tender or quotation basis.

A 2.5% settlement discount can only be allowed if agreed upon in writing and approved by the Financial Manager and where full and final settlement is received within 30 (thirty) days from date of statement.

The organization statement/invoice reflects the date by which payment must be received to qualify for discount, therefore late receipt or non-receipt of statements will not constitute acceptable reason for payment delays. Late payments which reflect arbitrary discount deductions will be received without prejudice to the organization, right to full and final payment.

## TITLE

Ownership of all goods supplied by The organization will not pass to the purchaser or any other party until paid for in full and until such time, The organization shall be entitled to re-possess the goods whether affixed to immovable property or not. All such goods shall be deemed to be removable property and severable from immovable property.

## QUOTATION VALIDITY

Written quotations will be held valid for a maximum of 30 (thirty) days unless contradicted in writing by the organization.

Prices are quoted by the organization in good faith based on the ruling costs of material, labour, transport and, if applicable, insurance, sureties and retention monies, as well as statutory government taxes, levies, duties and surcharges.

Severely adverse changes and/or additions to any of these costs components which are contributory in the calculation of a price or prices quoted by the Company' will be for the purchasers account.

## CANCELLATION

Order cancellation or variation will not be considered without the written consent of the organization and in the case of equipment being or having been manufactured specifically for an order, the purchaser will be

liable to pay a portion of the price per the stage of completion of the equipment ordered, plus a 10% cancellation fee.

## RETURNS FOR CREDIT

AVK Southern Africa categorize the product into three types:

- A - Stocked Product
- B - Assembled from Stocked Components
- C - Made-To-Order / Engineered to Order

### A - Classed Product

Stocked Product may be **returned within one year of purchase date for a 50% refund in the form of a credit to the account**, providing the product has been stored correctly to maintain it in an 'as new' resaleable condition. Photographic evidence of the product condition will be required prior to any return's agreement. The product, according to our procedures, will be fully retested to ensure its suitability for resale. The cost of the packaging and transportation is the responsibility of the **customer**.

### B & C Classed Product

Products are made specifically to the customer's orders and can often be specialised or of very infrequent use, therefore, once accepted and production has commenced, orders **cannot be cancelled** and delivered items **cannot be returned**. In occasional circumstances, AVK may be able to assist in finding a suitable alternative market. Where this is possible, a refund of a percentage of the purchase price will be agreed based on the commercial value of the product in question at the time of resale and taking into account any work that may be involved in making it ready for sale (e.g. inspection and testing).

The return of any product assumes that the product is compliant with market specifications at the time of return rather than the time of purchase. If the product requires any refurbishment, the cost of this will be deducted from the above percentage offered. If returned, the cost of the packaging and transportation is the **responsibility of the customer**.

# TERMS AND CONDITIONS OF SALE AND DELIVERY

## GUARANTEE

The organization guarantees that the goods supplied will conform to specification and to any requirements specifically accepted by The organization in writing regarding each order but, except as aforesaid The organization gives no warranty, express or implied, of material workmanship or fitness of goods for any purpose whether such purpose be known to us or not.

In the event of the goods proving to not be in accordance with the specifications or requirements aforesaid, or should defects under proper use, appear in the goods within a period of 12 (TWELVE) calendar months after the goods have been delivered, caused solely by faulty design, materials or workmanship, we shall, if requested to do so within a reasonable time, but not later than 18 (EIGHTEEN) calendar months from date of delivery repair such goods, or at our option replace goods or the defective parts thereof, free of charge by supplying other goods or replacement parts at the initial place of delivery which do comply with the specifications or requirements aforesaid and/or which are free of the defects complained of.

## IT IS A CONDITON OF THIS GUARANTEE;

That any defective parts are returned to the organization at the Purchaser's expense and in respect of parts or components not of the organization manufacture, the organization guarantee shall be limited to the guarantee, if any, which we may have received from the supplier of such parts or components in respect thereof so that the organization liability in terms of such guarantee shall be no greater than the organization liability in terms of the organization own guarantee as set out in this clause;

That the organization shall be given reasonable time and opportunity to comply with the terms of the guarantee before you call upon the organization to pay any sums in respect of liquidated damages;

And, save as provided in this clause, the organization shall be under no liability,

whether in contract, delict or otherwise in respect of defects in goods delivered, or for any injury, damage or loss resulting from defect or from any work done in connection therewith.

## PATENTS

The organization will indemnify the Purchaser against any claim of infringement of Letters Patent or Registered Design (published at the date of the Contract) by the use or sale of any article or material supplied by the organization to the Purchaser and against all costs and damages which the Purchaser may incur in any such action.

Provided always that this indemnity shall apply to an infringement which is due to the organization having followed a design or instruction furnished or given by the Purchaser, or to the use of such articles or material in a manner or for a purpose or in a foreign country not specified by or disclosed to the organization, provided that this indemnity is conditional on the Purchaser giving the organization the earliest possible notice in writing of any claim being made or action threatened or brought against the Purchaser and on the Purchaser permitting the organization at the organization own expenses to conduct any litigation that may ensue and all negotiations for a settlement of the claim.

The Purchaser on their part warrant that any design or instruction furnished or given by the Purchaser shall not be such as to cause the organization to infringe any Lenders Patent, Registered Design or Trade Mark in the execution of the Purchaser's order. solely to the terms of its guarantee.

## LEGAL CONSTRUCTION

Contracts entered with the organization shall be interpreted and construed in accordance with the laws of the Republic of South Africa whose courts shall have jurisdiction in respect of any dispute whatsoever.

## LEGAL JURISDICTION

In terms of Section 45 of the Magistrates Court Act of 1944 the Purchaser consents to the jurisdiction of any Magistrates Court by Section 20 of the said Act, notwithstanding

We assume no responsibility for any printing errors.

The listed prices are valid until 2024.07.01 or until a new price list is available.

Prices are based on full pallet deliveries.

Delivery codes: **A** = max. 2 weeks  
**B** = max. 8 weeks  
**C** = > 8 weeks

that any Claim against the Purchaser may exceed the jurisdiction of such Magistrates Court It is recorded that the organization is not bound hereby and shall be entitled to institute any proceedings against the Purchaser out of any other Court of competent.



# OUR SEGMENTS IN SOUTHERN AFRICA



## WATER SUPPLY

Water is essential when it comes to running households, industries and business facilities, and reliability and purity is crucial. AVK products are renowned for superior quality, and with our quality rubber compounds, own vulcanisation, coating facilities and worldwide approvals for drinking water, we can ensure maximum safety and durability. We offer an extensive range of valves, hydrants, couplings and accessories.



## WASTEWATER TREATMENT

Wastewater covers water that has been affected by human activities, which compromises of domestic, industrial, commercial or agricultural activities, and rain or stormwater. We deliver a wide range of products made to the highest standards of production, ensuring optimal corrosion resistance and durability, to withstand the toughest conditions.



## FIRE PROTECTION

Timing is crucial in the event of a fire emergency. Firefighters are fully dependent on solutions that function perfectly, as they are installed in systems specifically to protect, save lives and safeguard valuables. Reliability is key when every second counts, and system downtime for maintenance and replacement must be kept to an absolute minimum. AVK offers robust products that operate faultlessly after long periods of standstill. UL/ULC and FM approved.



## POWER GENERATION

For any type of power generation plant, AVK delivers highly specialised engineered products meeting the standards, approvals, performance and quality required worldwide through our global network of AVK sales companies and appointed distributors. Applications include petrochemical, gas distribution and production, coal seam gas, LNG, floating production, storage and operation, fire protection as well as cooling water.



## IRRIGATION

Irrigation is the artificial process of applying controlled amounts of water to plants at regular intervals. It is used to assist in the growing of agricultural crops, maintenance of landscapes, frost protection as well as revegetation of disturbed soils in dry areas – i.e. during periods of inadequate rainfall. For solutions to efficient Irrigation, AVK has the experience and know-how. AVK offers a wide range of products and solutions to fit your irrigation project or initiative.



## OIL & GAS

This market requires vast experience and in-depth knowledge of the many applications and processes - both on shore and off shore. Fast and adequate services, combined with a high degree of reliability and durability, are key elements. Applications include hydro power, fluegas desulphurisation, cooling water, steam, waste incineration and renewable energy.



## MINING & SLURRY

Mining is the extraction of valuable minerals or other materials from the earth from an ore body, lode, vein, seam, reef or placer deposits. The mining industry covers applications such as acid and solvent extraction of metals, slurries and cooling systems. The AVK Group of companies offer products with high quality coatings and heavy duty designs, ideally positioned to serve any application within the mining industries.

Products displayed with this flag are locally manufactured >70%
























Products displayed with this flag are locally assembled <70%





# TABLE OF CONTENTS



	Gate Valves, Socket Ends	13		Ball Valves, Steel & Stainless Steel	52		Gate Valves, Resilient Seated	85
	Gate Valves, Resilient Seated	14		Control Valves, Pilot Operated	57		Hydrants, Underground	87
	Gate Valves, Spigot Ends	21		Needle, Cone and Float Valves	67		Cementation	89
	Gate Valves, Metal Seated	23		Air Valves	69			
	Gate Valve Accessories	24		Filters & Strainers	70			
	Butterfly Valves with Fixed Liner, Centric	31		Penstocks & Knife Gate Valves	73			
	Butterfly Valves, Centric, Loose Liner	35						
	Butterfly Valves, Centric, Triple Offset	45						
	Check Valves, Swing	46						
	Check Valves, Ball	49						
	Check Valves, Recoil	50						
	Check Valves, Tilting Disc	51						


# AVK GATE VALVES

## UNIQUE ADVANTAGES

AVK offers a comprehensive range of gate valves in a variety of connection types, including flanges as well as socket and spigot valves designed for PE, PVC and ductile and A/C pipes. The AVK valves comprise all major standards in a selection of different materials to suit most applications.

### Product features

- Fixed wedge nut prevents vibrations.
- Guiderrails ensure a smooth opening and closing.
- Large drain hole in bottom of wedge prevent stagnant water inside the wedge.
- Stainless steel stem with rolled threads for high strength, smooth operation, and long life.
- Wedge with vulcanized drinking water approved EPDM according to DVGW-W270 ensures prevention of biofilm build-up.
- Vulcanized EPDM rubber with low permanent compression values that are resistance to normal drinking water disinfections.
- Stop ring around the valve stem forms a firm stop in the opening direction and thus preventing direct contact between the inner coating and the wedge.
- Stem seal with three independent sealing systems adds safety and ensures drop tight sealing and long life.
- A brass bearing keeps the stem in place and ensures easy and smooth operation with a low operation and closing torque.
- Bonnet gasket embedded in a groove prevents gasket blow-out due to pressure surge.
- Bonnet bolts embedded in the bonnet and body casting, sealed with hot melt protects the bolts and prevents corrosion.
- Full bore valve secure unrestricted flow path and low pressure-loss.




### Fixed wedge nut prevents corrosion build-up

The fixed wedge nut design is superior in comparison to the loose wedge nut design. The fixed wedge nut design prevents vibrations during valve operation, vibrations that eventually would damage the rubber surface on the wedge and expose the ductile core resulting in corrosion.

### Fully vulcanized wedge shoes ensure problem free operation

The wedge shoes are protecting the rubber surface on the wedge during operation as the upstream pressure creates friction between the body and the wedge. The combination of the fixed wedge nut and the guide rails in the body and corresponding wedge shoes, offer a solution that ensures low operation torques and secures long life.



### Updated technology and knowhow from AVK Gummi

AVK Gummi A/S is leading within development and production of rubber compounds. During the production process, a number of tests are performed to ensure optimal compression set values and adhesion of the rubber to the wedge core. Besides function and durability test of the rubber compound, AVK Gummi also provides full traceability of all products.

SCAN/CLICK TO SEE  
OUR OFFER ONLINE





**01/80-036**

Euro groove socket end gate valve. For uPVC pipes, SS stem, PN16, SANS664 coating  
Ductile iron  
EPDM drinking water approved  
Coated according to ZA-standard SANS 664  
Clockwise to Close



AVK ref. no.	DN mm	Dd mm	PN Class	Theoretical weight/kg	Deliv. code	Gross price ZAR
01-050-80-01433	40	50	PN16	7.0	A	5,149
01-063-80-01433	50	63	PN16	8.0	A	5,097
01-075-80-01433	65	75	PN16	9.0	A	5,879
01-090-80-0143399	80	90	PN16	12	A	5,664
01-110-80-0143399	100	110	PN16	15	A	6,344
01-160-80-0143399	150	160	PN16	29	A	11,242
01-200-80-0143399	200	200	PN16	47	A	17,032
01-250-80-01433	250	250	PN16	80	A	35,913
01-315-80-01433	300	315	PN16	123	B	52,407
01-400-80-01433	400	400	PN16	246	B	89,306



**01/80-037**

Euro groove socket end gate valve. For uPVC pipes, SS stem, Local Content Requirements (LCR), PN16, SANS664 coating  
Ductile iron  
EPDM drinking water approved  
Coated according to ZA-standard SANS 664  
Clockwise to Close



AVK ref. no.	DN mm	Dd mm	PN Class	Theoretical weight/kg	Deliv. code	Gross price ZAR
01-050-80-0143300000008	40	50	PN16	7.0	C	6,836
01-063-80-0143300000008	50	63	PN16	8.0	C	6,789
01-075-80-0143300000008	65	75	PN16	9.0	C	8,216
01-090-80-0143399000008	80	90	PN16	12	C	6,738
01-110-80-0143399000008	100	110	PN16	15	C	8,395
01-160-80-0143399000008	150	160	PN16	29	C	13,985
01-200-80-0143399000008	200	200	PN16	47	C	20,212
01-250-80-0143300000008	250	250	PN16	80	C	43,054
01-315-80-0143300000008	300	315	PN16	123	B	58,700
01-400-80-0143300000008	400	400	PN16	246	B	103,194



**01/80-045**

Euro groove socket end gate valve. For uPVC pipes, SS stem, PN16, SANS664 coating  
Ductile iron  
EPDM drinking water approved  
Coated according to ZA-standard SANS 664  
Clockwise to Open



AVK ref. no.	DN mm	Dd mm	PN Class	Theoretical weight/kg	Deliv. code	Gross price ZAR
01-050-80-11433	40	50	PN16	7.0	A	5,149
01-063-80-11433	50	63	PN16	8.0	A	5,097
01-075-80-11433	65	75	PN16	9.0	A	6,331
01-090-80-1143399	80	90	PN16	12	A	5,664
01-110-80-1143399	100	110	PN16	15	A	6,245
01-160-80-1143399	150	160	PN16	29	A	11,320
01-200-80-1143399	200	200	PN16	47	A	17,062
01-250-80-11433	250	250	PN16	80	A	36,292
01-315-80-11433	300	315	PN16	123	B	52,407
01-400-80-11433	400	400	PN16	246	B	90,096



**01/80-046**

Euro groove socket end gate valve. For uPVC pipes, SS stem, Local Content Requirements (LCR), PN16, SANS664 coating  
Ductile iron  
EPDM drinking water approved  
Coated according to ZA-standard SANS 664  
Clockwise to Open



AVK ref. no.	DN mm	Dd mm	PN Class	Theoretical weight/kg	Deliv. code	Gross price ZAR
01-050-80-1143300000008	40	50	PN16	7.0	C	6,836
01-063-80-1143300000008	50	63	PN16	8.0	C	6,789
01-075-80-1143300000008	65	75	PN16	9.0	C	9,116
01-090-80-1143399000008	80	90	PN16	12	C	6,738
01-110-80-1143399000008	100	110	PN16	15	C	9,425
01-160-80-1143399000008	150	160	PN16	29	C	14,713
01-200-80-1143399000008	200	200	PN16	47	C	20,212
01-250-80-1143300000008	250	250	PN16	80	C	43,054
01-315-80-1143300000008	300	315	PN16	123	B	58,700
01-400-80-1143300000008	400	400	PN16	246	B	103,194







**02/20-032**

Gate valve, EN558/3 (BS), PN10/16, SS stem, A2 bolts  
Face-to-face dimension according to EN 558, Series 3

Ductile iron  
EPDM rubber  
Coated according to ZA-standard SANS 664  
Clockwise to Close



AVK ref. no.	DN mm	Flange drilling	Theoretical weight/kg	Deliv. code	Gross price ZAR
02-050-20-014339	50	PN16	9.0	B	5,546
02-065-20-014339	65	PN16	11	B	6,141
02-080-20-014339	80	PN16	15	B	6,032
02-100-20-014339	100	PN16	18	B	7,021
02-150-20-014339	150	PN16	32	B	11,643
02-200-20-014339	200	PN16	50	B	17,538
02-250-20-014339	250	PN16	82	C	34,101
02-300-20-014337	300	PN16	96	C	48,402
02-350-20-01433	350	PN16	165	C	86,430
02-400-20-01433	400	PN16	176	C	85,192



**02/20-033**

Gate valve, EN558/3 (BS), PN10/16, SS stem, A2 bolts, LCR

Face-to-face dimension according to EN 558, Series 3

Ductile iron  
EPDM rubber  
Coated according to ZA-standard SANS 664  
Clockwise to Close



AVK ref. no.	DN mm	Flange drilling	Theoretical weight/kg	Deliv. code	Gross price ZAR
02-050-20-0143300000008	50	PN16	10	C	7,814
02-065-20-0143300000008	65	PN16	12	C	8,159
02-080-20-0143390000008	80	PN16	15	C	9,039
02-100-20-0143390000008	100	PN16	17	C	10,766
02-150-20-0143390000008	150	PN16	32	C	17,532
02-200-20-0143390000008	200	PN16	51	C	27,297
02-250-20-0143300000008	250	PN16	82	C	48,247
02-300-20-0143300000008	300	PN16	118	C	67,696
02-350-20-0143300000008	350	PN16	218	C	121,894
02-400-20-0143300000008	400	PN16	224	C	110,363



**02/20-042**

Gate valve, EN558/3 (BS), PN10/16, SS stem, A2 bolts  
Face-to-face dimension according to EN 558, Series 3

Ductile iron  
EPDM rubber  
Coated according to ZA-standard SANS 664  
Clockwise to Open



AVK ref. no.	DN mm	Flange drilling	Theoretical weight/kg	Deliv. code	Gross price ZAR
02-050-20-114339	50	PN16	8.0	B	5,546
02-065-20-114339	65	PN16	10	B	6,593
02-080-20-114339	80	PN16	13	B	6,032
02-100-20-114339	100	PN16	16	B	6,923
02-150-20-114339	150	PN16	28	B	11,721
02-200-20-114339	200	PN16	44	B	17,569
02-250-20-114339	250	PN16	70	C	34,465
02-300-20-114337	300	PN16	97	C	48,402
02-350-20-11433	350	PN16	165	C	87,221
02-400-20-11433	400	PN16	176	C	85,983



**02/20-043**

Gate valve, EN558/3 (BS), PN10/16, SS stem, A2 bolts, LCR

Face-to-face dimension according to EN 558, Series 3

Ductile iron  
EPDM rubber  
Coated according to ZA-standard SANS 664  
Clockwise to Open



AVK ref. no.	DN mm	Flange drilling	Theoretical weight/kg	Deliv. code	Gross price ZAR
02-050-20-1143300000008	50	PN16	10	B	7,814
02-065-20-1143300000008	65	PN16	12	B	8,159
02-080-20-1143390000008	80	PN16	15	B	9,039
02-100-20-1143390000008	100	PN16	17	B	10,766
02-150-20-1143390000008	150	PN16	32	B	17,532
02-200-20-1143390000008	200	PN16	51	B	27,297
02-250-20-1143300000008	250	PN16	82	C	48,247
02-300-20-1143300000008	300	PN16	118	C	67,696
02-350-20-1143300000008	350	PN16	218	C	121,894
02-400-20-1143300000008	400	PN16	224	C	110,363





**06/30-041**

AVK Flanged gate valve  
PN10/16, A2-70 bolts, blue  
SANS 664 coating  
Face-to-face dimension  
according to EN 558, Series  
14  
Ductile iron  
EPDM drinking water  
approved  
Coated according to ZA-  
standard SANS 664  
Clockwise to Close



AVK ref. no.	DN mm	Flange drilling	Theoretical weight/kg	Deliv. code	Gross price ZAR
06-050-30-0143399	50	PN16	9.0	B	5,498
06-065-30-0143399	65	PN16	11	B	6,302
06-080-30-0143399	80	PN16	14	B	6,100
06-100-30-0143399	100	PN16	17	B	6,525
06-150-30-0143399	150	PN16	31	B	11,294
06-200-30-0143399	200	PN16	48	B	16,650
06-250-30-0143399	250	PN16	78	B	32,179
06-300-30-0143387	300	PN16	111	B	44,129
06-350-30-01433	350	PN16	220	B	77,493
06-400-30-01433	400	PN16	240	B	81,045



**06/30-042**

AVK Flanged gate valve  
PN10/16, A2-70 bolts, blue  
SANS 664 coating  
Face-to-face dimension  
according to EN 558, Series  
14  
Ductile iron  
EPDM drinking water  
approved  
Coated according to ZA-  
standard SANS 664  
Clockwise to Open



AVK ref. no.	DN mm	Flange drilling	Theoretical weight/kg	Deliv. code	Gross price ZAR
06-050-30-1143399	50	PN16	9.0	B	5,498
06-065-30-1143399	65	PN16	11	B	6,755
06-080-30-1143399	80	PN16	14	B	6,100
06-100-30-1143399	100	PN16	17	B	6,427
06-150-30-1143399	150	PN16	31	B	11,372
06-200-30-1143399	200	PN16	48	B	16,680
06-250-30-1143399	250	PN16	78	B	32,558
06-300-30-1143387	300	PN16	111	B	44,129
06-350-30-11433	350	PN16	220	B	78,284
06-400-30-11433	400	PN16	240	B	81,835



**06/30-043**

AVK Flanged gate valve  
PN10/16, A2-70 bolts, blue  
SANS 664 coating, LCR  
Face-to-face dimension  
according to EN 558, Series  
14  
Ductile iron  
EPDM drinking water  
approved  
Coated according to ZA-  
standard SANS 664  
Clockwise to Close



AVK ref. no.	DN mm	Flange drilling	Theoretical weight/kg	Deliv. code	Gross price ZAR
06-050-30-0143300000008	50	PN16	11	B	7,109
06-065-30-0143300000008	65	PN16	11	B	7,609
06-080-30-0143399000008	80	PN16	14	B	7,807
06-100-30-0143399000008	100	PN16	17	B	9,079
06-150-30-0143399000008	150	PN16	31	B	14,404
06-200-30-0143399000008	200	PN16	48	B	21,601
06-250-30-0143300000008	250	PN16	102	B	47,383
06-300-30-0143300000008	300	PN16	110	B	63,059
06-350-30-0143300000008	350	PN16	220	B	94,481
06-400-30-0143300000008	400	PN16	240	B	97,056





**06/30-044**

AVK Flanged gate valve  
 PN10/16, A2-70 bolts, blue  
 SANS 664 coating, LCR  
 Face-to-face dimension  
 according to EN 558, Series  
 14  
 Ductile iron  
 EPDM drinking water  
 approved  
 Coated according to ZA-  
 standard SANS 664  
 Clockwise to Open



AVK ref. no.	DN mm	Flange drilling	Theoretical weight/kg	Deliv. code	Gross price ZAR
06-050-30-1143300000008	50	PN16	11	B	7,109
06-065-30-1143300000008	65	PN16	11	B	7,609
06-080-30-1143399000008	80	PN16	14	B	7,807
06-100-30-1143399000008	100	PN16	17	B	9,079
06-150-30-1143399000008	150	PN16	31	B	14,404
06-200-30-1143399000008	200	PN16	48	B	21,601
06-250-30-1143300000008	250	PN16	102	B	47,383
06-300-30-1143300000008	300	PN16	110	B	63,059
06-350-30-1143300000008	350	PN16	220	B	94,481
06-400-30-1143300000008	400	PN16	240	B	97,056



**21/34-003**

Gate valve to BS standard,  
 EN1092 flange, act. flange,  
 OS&Y, hand wheel, A2 bolts  
 Face-to-face dimension  
 according to EN 558, Series  
 3  
 Ductile iron  
 EPDM rubber, WRAS, W270  
 appr.  
 AVK coating standard  
 Clockwise to Close



AVK ref. no.	DN mm	Flange drilling	Theoretical weight/kg	Deliv. code	Gross price ZAR
21-050-34-4143064	50	PN10/16	14	A	8,649
21-080-34-4143064	80	PN10/16	21	A	10,642
21-100-34-4143064	100	PN10/16	24	A	11,355
21-150-34-4143064	150	PN10/16	41	A	17,164
21-200-34-4143064	200	PN16	66	A	25,488
21-250-34-4143064	250	PN16	135	A	38,189
21-300-34-4143064	300	PN16	135	A	49,116
21-350-34-4143064	350	PN16	233	A	93,261
21-400-34-4143064	400	PN16	239	A	95,508



**21/60-004**

Resilient seat gate valve,  
 replaceable stem seal and  
 stainless steel stem, PN25  
 Face-to-face dimension  
 according to EN 558, Series  
 3  
 Ductile iron  
 EPDM rubber wedge, WRAS  
 appr.  
 Fusion bonded epoxy to DIN  
 3476-1 and EN 14901  
 Clockwise to Close



AVK ref. no.	DN mm	Flange drilling	Theoretical weight/kg	Deliv. code	Gross price ZAR
21-050-60-074	50	PN25	17	C	9,235
21-080-60-074	80	PN25	18	C	9,397
21-100-60-074	100	PN25	29	C	13,090
21-150-60-074	150	PN25	51	C	19,403
21-200-60-074	200	PN25	81	C	29,692
21-250-60-074	250	PN25	140	C	46,837
21-300-60-074	300	PN25	188	C	82,684







**21/60-031**

Flanged gate valve to BS EN 1074-2 / BS 5163-1 type B

Face-to-face dimension according to EN 558, Series 3

Ductile iron

EPDM rubber wedge, WRAS appr.

Fusion bonded epoxy to DIN 3476-1 and EN 14901

Clockwise to Open



AVK ref. no.	DN mm	Flange drilling	Theoretical weight/kg	Deliv. code	Gross price ZAR
21-050-60-174	50	PN25	17	C	6,614
21-100-60-174	100	PN25	28	C	7,992
21-150-60-174	150	PN25	53	C	11,848
21-200-60-174	200	PN25	86	C	20,087
21-250-60-174	250	PN25	140	C	45,864
21-300-60-174	300	PN25	188	C	44,470



**21/66-001**

Flanged gate valve with rising stem, PN25

Face-to-face dimension according to EN 558, Series 3

Ductile iron

EPDM rubber wedge, WRAS appr.

Fusion bonded epoxy to DIN 3476-1 and EN 14901

Clockwise to Close



AVK ref. no.	DN mm	Flange drilling	Theoretical weight/kg	Deliv. code	Gross price ZAR
21-050-66-074	50	PN25	19	C	10,382
21-080-66-074	80	PN25	25	C	10,897
21-100-66-074	100	PN25	39	C	18,851
21-150-66-074	150	PN25	63	C	22,386
21-200-66-074	200	PN25	97	C	36,826
21-250-66-074	250	PN25	155	C	57,998
21-300-66-074	300	PN25	210	C	99,525
21-400-66-074	400	PN25	305	C	149,340



**43/60-021**

Gate valve, SS stem, A2 bonnet bolts, blue SANS 664 coating, PN10/16/tbl.D

Face-to-face dimension according to SABS 664

Ductile iron

EPDM rubber

Coated according to ZA-standard SANS 664

Clockwise to Close



AVK ref. no.	DN mm	PN Class	Theoretical weight/kg	Deliv. code	Gross price ZAR
43-050-60-01433	50	PN16	16	A	5,786
43-080-60-01433900	80	PN16	16	A	6,346
43-080-60-08433900	80	PN16	16	A	6,346
43-100-60-01433900	100	PN16	22	A	7,297
43-100-60-08433900	100	PN16	22	A	7,040
43-150-60-01433900	150	PN16	38	A	11,675
43-200-60-00433900	200	PN16	52	A	18,129
43-200-60-01433900	200	PN16	52	A	18,866
43-250-60-00433	250	PN16	110	A	34,273
43-250-60-01433	250	PN16	110	A	35,057
43-300-60-00433	300	PN16	137	A	50,557
43-300-60-01433	300	PN16	137	A	48,854
43-350-60-00433900	350	PN10	212	B	76,844
43-350-60-01433900	350	PN16	212	B	79,714
43-400-60-00433900	400	PN10	224	B	80,836
43-400-60-01433900	400	PN16	224	B	84,014
43-450-60-00433900	450	PN10	450	B	181,516
43-450-60-01433900	450	PN16	450	B	186,831
43-500-60-00433900	500	PN10	485	B	190,042
43-500-60-01433900	500	PN16	485	B	196,085
43-600-60-00433900	600	PN10	681	B	237,223
43-600-60-01433900	600	PN16	681	B	245,841





**43/60-022**

Gate valve, SS stem, A2 bonnet bolts, blue SANS 664 coating, tbl. D

Face-to-face dimension according to SABS 664

Ductile iron

EPDM rubber

Coated according to ZA-standard SANS 664

Clockwise to Close



AVK ref. no.	DN mm	PN Class	Theoretical weight/kg	Deliv. code	Gross price ZAR
43-050-60-05433	50	PN16	16	A	5,624
43-080-60-05433900	80	PN16	16	A	6,578
43-100-60-05433900	100	PN16	22	A	7,297
43-150-60-05433900	150	PN16	38	A	12,125
43-200-60-05433900	200	PN16	52	A	18,129
43-250-60-05433	250	PN16	110	A	35,435
43-300-60-05433	300	PN16	137	A	48,854



**43/60-023**

Gate valve, SS stem, A2 bonnet bolts, blue SANS 664 coating, PN10/16/tbl.D

Face-to-face dimension according to SABS 664

Ductile iron

EPDM rubber

Coated according to ZA-standard SANS 664

Clockwise to Open



AVK ref. no.	DN mm	PN Class	Theoretical weight/kg	Deliv. code	Gross price ZAR
43-050-60-11433	50	PN16	16	A	5,786
43-080-60-11433900	80	PN16	16	A	6,346
43-080-60-18433900	80	PN16	16	A	6,346
43-100-60-11433900	100	PN16	22	A	7,198
43-100-60-18433900	100	PN16	22	A	6,941
43-150-60-11433900	150	PN16	38	A	10,458
43-200-60-10433900	200	PN16	52	A	18,159
43-200-60-11433900	200	PN16	52	A	18,897
43-250-60-10433	250	PN16	110	A	34,653
43-250-60-11433	250	PN16	110	A	35,437
43-300-60-10433	300	PN16	137	A	50,557
43-300-60-11433	300	PN16	137	A	48,854
43-350-60-10433900	350	PN10	212	B	76,844
43-350-60-11433900	350	PN16	212	B	79,714
43-400-60-10433900	400	PN10	224	B	80,836
43-400-60-11433900	400	PN16	224	B	84,014
43-450-60-10433900	450	PN10	450	B	181,516
43-450-60-11433900	450	PN16	450	B	186,831
43-500-60-10433900	500	PN10	485	B	188,981
43-500-60-11433900	500	PN16	485	B	196,085
43-600-60-10433900	600	PN10	681	B	237,223
43-600-60-11433900	600	PN16	681	B	245,841



**43/60-024**

Gate valve, SS stem, A2 bonnet bolts, blue SANS 664 coating, tbl. D

Face-to-face dimension according to SABS 664

Ductile iron

EPDM rubber

Coated according to ZA-standard SANS 664

Clockwise to Open



AVK ref. no.	DN mm	PN Class	Theoretical weight/kg	Deliv. code	Gross price ZAR
43-050-60-15433	50	PN16	16	A	5,624
43-080-60-15433900	80	PN16	16	A	6,578
43-100-60-15433900	100	PN16	22	A	7,198
43-150-60-15433900	150	PN16	38	A	12,203
43-200-60-15433900	200	PN16	52	A	18,159
43-250-60-15433	250	PN16	110	A	35,815
43-300-60-15433	300	PN16	137	A	48,854





**43/60-025**

Gate valve, SS stem, A2 bonnet bolts, blue SANS 664 coating, LCR, PN10/16/tbl.D  
Face-to-face dimension according to SABS 664  
Ductile iron  
EPDM rubber  
Coated according to ZA-standard SANS 664  
Clockwise to Close



AVK ref. no.	DN mm	PN Class	Theoretical weight/kg	Deliv. code	Gross price ZAR
43-050-60-0143300000008	50	PN16	16	C	8,589
43-080-60-0143390000008	80	PN16	16	C	10,367
43-080-60-0843390000008	80	PN16	16	C	10,367
43-100-60-0143390000008	100	PN16	22	C	11,749
43-100-60-0843390000008	100	PN16	22	C	11,749
43-150-60-0143390000008	150	PN16	38	C	16,901
43-200-60-0043390000008	200	PN16	52	C	24,978
43-200-60-0143390000008	200	PN16	52	C	24,978
43-250-60-0043300000008	250	PN16	110	C	47,531
43-250-60-0143300000008	250	PN16	110	C	47,531
43-300-60-0043300000008	300	PN16	137	C	66,657
43-300-60-0143300000008	300	PN16	137	C	66,657



**43/60-026**

Gate valve, SS stem, A2 bonnet bolts, blue SANS 664 coating, LCR, tbl. D  
Face-to-face dimension according to SABS 664  
Ductile iron  
EPDM rubber  
Coated according to ZA-standard SANS 664  
Clockwise to Close



AVK ref. no.	DN mm	PN Class	Theoretical weight/kg	Deliv. code	Gross price ZAR
43-050-60-0543300000008	50	PN16	16	C	8,584
43-080-60-0543390000008	80	PN16	16	C	10,367
43-100-60-0543390000008	100	PN16	22	C	11,749
43-150-60-0543390000008	150	PN16	38	C	16,901
43-200-60-0543390000008	200	PN16	52	C	24,978
43-250-60-0543300000008	250	PN16	110	C	47,531
43-300-60-0543300000008	300	PN16	137	C	66,657



**43/60-027**

Gate valve, SS stem, A2 bonnet bolts, blue SANS 664 coating, LCR, PN10/16/tbl.D  
Face-to-face dimension according to SABS 664  
Ductile iron  
EPDM rubber  
Coated according to ZA-standard SANS 664  
Clockwise to Open



AVK ref. no.	DN mm	PN Class	Theoretical weight/kg	Deliv. code	Gross price ZAR
43-050-60-1143300000008	50	PN16	16	C	8,584
43-080-60-1143390000008	80	PN16	16	C	10,367
43-080-60-1843390000008	80	PN16	16	C	10,367
43-100-60-1143390000008	100	PN16	22	C	11,650
43-100-60-1843390000008	100	PN16	22	C	11,650
43-150-60-1143390000008	150	PN16	38	C	16,979
43-200-60-1043390000008	200	PN16	52	C	25,008
43-200-60-1143390000008	200	PN16	52	C	25,008
43-250-60-1043300000008	250	PN16	110	C	47,911
43-250-60-1143300000008	250	PN16	110	C	47,911
43-300-60-1043300000008	300	PN16	137	C	66,657
43-300-60-1143300000008	300	PN16	137	C	66,657



**43/60-028**

Gate valve, SS stem, A2 bonnet bolts, blue SANS 664 coating, LCR, tbl. D  
Face-to-face dimension according to SABS 664  
Ductile iron  
EPDM rubber  
Coated according to ZA-standard SANS 664  
Clockwise to Open



AVK ref. no.	DN mm	PN Class	Theoretical weight/kg	Deliv. code	Gross price ZAR
43-050-60-1543300000008	50	PN16	16	C	8,584
43-080-60-1543390000008	80	PN16	16	C	10,367
43-100-60-1543390000008	100	PN16	22	C	11,650
43-150-60-1543390000008	150	PN16	38	C	16,979
43-200-60-1543390000008	200	PN16	52	C	25,008
43-250-60-1543300000008	250	PN16	110	C	47,911
43-300-60-1543300000008	300	PN16	137	C	66,657





**43/60-029**

Gate valve, SS stem, A2 bonnet bolts, blue SANS 664 coating, LCR, PN16, including TAG

Face-to-face dimension according to SABS 664  
Ductile iron  
EPDM rubber  
Coated according to ZA-standard SANS 664  
Clockwise to Close or  
Clockwise to Open



AVK ref. no.	DN mm	Operating Direction	PN Class	Theoretical weight/kg	Deliv. code	Gross price ZAR
43-050-60-1143300000018	50	CTO	PN16	16	C	8,770
43-080-60-0143390000018	80	CTC	PN16	16	C	10,607
43-080-60-0543390000018	80	CTC	PN16	16	C	10,607
43-080-60-1143390000018	80	CTO	PN16	16	C	9,298
43-100-60-0143390000018	100	CTC	PN16	22	C	11,989
43-100-60-1143390000018	100	CTO	PN16	22	C	11,890
43-150-60-0143390000018	150	CTC	PN16	38	C	17,122
43-150-60-0543390000018	150	CTC	PN16	38	C	17,122
43-150-60-1143390000018	150	CTO	PN16	38	C	17,200



**43/66-001**

Gate valve, 1.4021 stem, A2 bonnet bolts, blue SANS 664 coating

Face-to-face dimension according to SANS 664  
Ductile iron  
EPDM drinking water approved  
Coated according to ZA-standard SANS 664  
Clockwise to Close



AVK ref. no.	DN mm	Operating Direction	PN Class	Theoretical weight/kg	Deliv. code	Gross price ZAR
43-050-66-01433	50	CTC	PN16	16	B	11,333
43-080-66-01433900	80	CTC	PN16	22	B	12,601
43-100-66-01433900	100	CTC	PN16	24	B	14,087
43-150-66-01433900	150	CTC	PN16	36	B	19,817
43-200-66-01433900	200	CTC	PN16	52	B	28,795
43-250-66-01433	250	CTC	PN16	99	B	62,035
43-300-66-01433	300	CTC	PN16	133	B	65,157
43-350-66-01433900	350	CTC	PN16	199	B	89,918



## 32/80-021

Gate valve for SABS 664 pipes on grooved ends, 1.4104 stem, A2 bolts, PN16  
Ductile iron  
EPDM rubber  
Coated according to ZA-standard SANS 664  
Clockwise to Close



AVK ref. no.	DN mm	OD mm	Theoretical weight/kg	Deliv. code	Gross price ZAR
32-050-80-01433	50	69	8.0	B	4,829
32-080-80-0143399	80	95	16	B	5,699
32-100-80-0143399	100	122	28	B	6,747
32-150-80-0143399	150	175	47	B	10,911
32-200-80-0143399	200	232	76	B	17,835



## 32/80-022

Gate valve for SABS 664 pipes on grooved ends, 1.4104 stem, A2 bolts, PN16  
Ductile iron  
EPDM rubber  
Coated according to ZA-standard SANS 664  
Clockwise to Open



AVK ref. no.	DN mm	OD mm	Theoretical weight/kg	Deliv. code	Gross price ZAR
32-050-80-11433	50	69	8.0	B	4,829
32-080-80-1143399	80	95	16	B	5,699
32-100-80-1143399	100	122	28	B	6,649
32-150-80-1143399	150	175	47	C	10,988
32-200-80-1143399	200	232	76	C	17,866



## 32/80-023

Gate valve for SABS 664 pipes on grooved ends, 1.4104 stem, A2 bolts, PN16, LCR  
Ductile iron  
EPDM rubber  
Coated according to ZA-standard SANS 664  
Clockwise to Close



AVK ref. no.	DN mm	OD mm	Theoretical weight/kg	Deliv. code	Gross price ZAR
32-050-80-0143300000008	50	69	8.0	B	6,343
32-080-80-0143399000008	80	95	16	B	8,120
32-100-80-0143399000008	100	122	28	B	9,454
32-150-80-0143399000008	150	175	47	B	16,156
32-200-80-0143399000008	200	232	76	B	27,116



## 32/80-024

Gate valve for SABS 664 pipes on grooved ends, 1.4104 stem, A2 bolts, PN16, LCR  
Ductile iron  
EPDM rubber  
Coated according to ZA-standard SANS 664  
Clockwise to Open



AVK ref. no.	DN mm	OD mm	Theoretical weight/kg	Deliv. code	Gross price ZAR
32-050-80-1143300000008	50	69	8.0	B	6,343
32-080-80-1143399000008	80	95	16	B	8,120
32-100-80-1143399000008	100	122	28	B	9,454
32-150-80-1143399000008	150	175	47	C	16,156
32-200-80-1143399000008	200	232	76	C	27,116







**32/82-021**

Gate valve for SABS 664 pipes, 1.4104 stem, A2 bolts, PN16  
 Ductile iron  
 EPDM rubber  
 Coated according to ZA-standard SANS 664  
 Clockwise to Close



AVK ref. no.	DN mm	PN Class	Theoretical weight/kg	Deliv. code	Gross price ZAR
32-050-82-01433	50	PN16	8.0	A	4,829
32-080-82-0143399	80	PN16	16	A	5,689
32-100-82-0143399	100	PN16	28	A	6,797
32-150-82-0143399	150	PN16	47	A	11,284
32-200-82-0143399	200	PN16	76	A	17,835
32-250-82-01433	250	PN16	122	C	34,863
32-300-82-01433	300	PN16	195	C	49,915



**32/82-022**

Gate valve for SABS 664 pipes, 1.4104 stem, A2 bolts, PN16  
 Ductile iron  
 EPDM rubber  
 Coated according to ZA-standard SANS 664  
 Clockwise to Open



AVK ref. no.	DN mm	PN Class	Theoretical weight/kg	Deliv. code	Gross price ZAR
32-050-82-11433	50	PN16	8.0	A	4,829
32-080-82-1143399	80	PN16	16	A	5,689
32-100-82-1143399	100	PN16	28	A	6,698
32-150-82-1143399	150	PN16	47	A	11,362
32-200-82-1143399	200	PN16	76	A	17,866
32-250-82-11433	250	PN16	122	C	35,243
32-300-82-11433	300	PN16	195	C	49,915



**32/82-023**

Gate valve for SABS 664 pipes, 1.4104 stem, A2 bolts, PN16, LCR  
 Ductile iron  
 EPDM rubber  
 Coated according to ZA-standard SANS 664  
 Clockwise to Close



AVK ref. no.	DN mm	PN Class	Theoretical weight/kg	Deliv. code	Gross price ZAR
32-050-82-0143300000008	50	PN16	8.0	A	6,343
32-080-82-0143399000008	80	PN16	16	A	8,120
32-100-82-0143399000008	100	PN16	28	A	9,573
32-150-82-0143399000008	150	PN16	47	A	16,156
32-200-82-0143399000008	200	PN16	76	A	27,116
32-250-82-0143300000008	250	PN16	122	B	49,251
32-300-82-0143300000008	300	PN16	195	B	69,384



**32/82-024**

Gate valve for SABS 664 pipes, 1.4104 stem, A2 bolts, PN16, LCR  
 Ductile iron  
 EPDM rubber  
 Coated according to ZA-standard SANS 664  
 Clockwise to Open



AVK ref. no.	DN mm	PN Class	Theoretical weight/kg	Deliv. code	Gross price ZAR
32-050-82-1143300000008	50	PN16	8.0	A	6,343
32-080-82-1143399000008	80	PN16	16	A	8,120
32-100-82-1143399000008	100	PN16	28	A	9,454
32-150-82-1143399000008	150	PN16	47	A	16,156
32-200-82-1143399000008	200	PN16	76	A	27,116
32-250-82-1143300000008	250	PN16	122	B	49,251
32-300-82-1143300000008	300	PN16	195	B	69,384





## 37/50-004

Metal seat gate valve for drinking water and neutral liquids to max. 70°C

Face-to-face dimension according to EN 558, Series 3

Ductile iron

Blue epoxy RAL 5017 250 µm

Clockwise to Close



AVK ref. no.	DN mm	PN Class	Flange drilling	Theoretical weight/kg	Deliv. code	Gross price ZAR
37-050-50-010001	50	PN16	PN16	11	A	13,238
37-080-50-010001	80	PN16	PN16	21	A	15,613
37-100-50-010001	100	PN16	PN16	27	A	18,327
37-150-50-010001	150	PN16	PN16	43	A	31,976
37-200-50-010001	200	PN16	PN16	76	A	50,236
37-250-50-010001	250	PN16	PN16	105	C	51,661
37-300-50-010001	300	PN16	PN16	159	C	62,263



## 37/80-003

Metal seat gate valve for water and neutral liquids to max. 70°C

Face-to-face dimension according to EN 558, Series 19

Ductile iron

EPDM rubber

Blue epoxy RAL 5017 250 µm

Clockwise to Close



AVK ref. no.	DN mm	PN Class	Flange drilling	Theoretical weight/kg	Deliv. code	Gross price ZAR
37-050-80-070001	50	PN25	PN25	20	C	14,557
37-080-80-070001	80	PN25	PN25	24	C	18,049
37-100-80-070001	100	PN25	PN25	33	C	23,473
37-150-80-070001	150	PN25	PN25	56	C	37,582
37-200-80-070001	200	PN25	PN25	86	C	66,550





**04/15-001**

T-key for gate valves  
Steel  
AVK coating standard



AVK ref. no.	Valve DN mm	F mm	Theoretical weight/kg	Deliv. code	Gross price ZAR
04-050-2100 <sup>(1)</sup>	40 - 600	28	2.7	C	2,386

<sup>(1)</sup> For gate valves with stem cap or extension spindle with key adaptor # 23-32

**04/22-001**

Stem cap for valves and  
extension spindles  
Ductile iron  
AVK coating standard



AVK ref. no.	DN/DN	F mm	Theoretical weight/kg	Deliv. code	Gross price ZAR
08-040-61-000 <sup>(1)</sup>	40 - 50	30	0.2	A	139
08-065-61-000 <sup>(1)</sup>	65 - 80	30	1.0	A	298
08-100-61-000 <sup>(1)</sup>	100 - 150	30	0.6	A	256
08-200-61-000 <sup>(1)</sup>	200 - 200	30	0.7	A	535
08-250-61-000 <sup>(1)</sup>	250 - 300	30	1.1	A	471
08-400-61-000 <sup>(1)</sup>	350 - 500	30	1.1	A	677
55-500-18-000 <sup>(2)</sup>	450 - 600	32	3.5	C	617

<sup>(1)</sup> With bolt in stainless steel, A2 for standard gate valves

<sup>(2)</sup> For series 55/30 gate valves, ø40 mm

**08/D-002**

Stemcap, Ductile iron, top  
mounted A2 bolt, SANS 664  
Ductile iron  
Blue epoxy RAL 5017 250  
µm  
Clockwise to Close or  
Clockwise to Open



AVK ref. no.	Theoretical weight/kg	Deliv. code	Gross price ZAR
08-080-74-100	0.7	A	266
08-100-74-100	0.7	A	269

**08/A-004**

Handwheel assembled with  
bolt and washer  
Cast Iron  
AVK coating standard  
Clockwise to Close



AVK ref. no.	DN/DN	D mm	Theoretical weight/kg	Deliv. code	Gross price ZAR
08-250-02-000	250 - 300	500	8.6	A	3,187
08-400-01-000 <sup>(1)</sup>	350 - 500	640	15	A	5,123
08-600-01-000 <sup>(2)</sup>	450 - 600	800	20	A	7,821
08-600-03-000 <sup>(3)</sup>	450 - 600	800	20	C	3,589

<sup>(1)</sup> Square stem

<sup>(2)</sup> CTC, for series 06 and 46, ø30

<sup>(3)</sup> CTC, ø40

**08/A-005**

Handwheel assembled with  
bolt and washer  
Cast Iron  
AVK coating standard  
Clockwise to Open



AVK ref. no.	DN/DN	D mm	Theoretical weight/kg	Deliv. code	Gross price ZAR
08-600-06-000 <sup>(1)</sup>	450 - 600	800	20	C	5,069

<sup>(1)</sup> CTO, for series 06 and 46, ø30

**08/A-014**

Handwheel assembly with  
bolt and washer, for low-  
torque gate valves  
Cast Iron  
Blue epoxy RAL 5017 250  
µm  
Clockwise to Close or  
Clockwise to Open



AVK ref. no.	DN/DN	D mm	Theoretical weight/kg	Deliv. code	Gross price ZAR
08-080-66-00000	65 - 80	160	1.0	A	361
08-080-66-00100	65 - 80	160	1.0	A	361
08-100-66-00000	100	200	1.4	A	510
08-100-66-00100	100	200	1.4	A	510
08-150-66-00000	125 - 150	240	1.9	A	611
08-150-66-00100	125 - 150	240	1.9	A	611
08-200-66-00000	200	280	2.2	A	773
08-200-66-00100	200	280	2.2	A	773



**04/04-001**

Telescopic extension spindle for gate valves, key adaptor #23-32  
L8 = Actual length  
Polyethylene (PE)



AVK ref. no.	DN/DN	L8 mm	F3 mm	Theoretical weight/kg	Deliv. code	Gross price ZAR
04-050-4-0002	40 - 50	450 - 700	23 - 32	1.9	C	11,740
04-050-4-0502	40 - 50	650 - 1100	23 - 32	2.6	C	14,131
04-080-4-0502	65 - 80	650 - 1100	23 - 32	2.0	C	14,131
04-125-4-1002	100 - 125	1050 - 1750	23 - 32	4.0	C	16,378
04-150-4-0502	150	650 - 1100	23 - 32	3.1	C	14,131
04-150-4-1002	150	1050 - 1750	23 - 32	4.5	C	14,568
04-150-4-1202	150	1400 - 2350	23 - 32	5.7	C	20,653
04-200-4-0502	200	650 - 1100	23 - 32	4.3	C	16,958
04-200-4-1202	200	1400 - 2350	23 - 32	5.6	C	25,799
04-200-4-1502	200	1700 - 2900	23 - 32	6.9	C	30,147
04-200-4-2202	200	2850 - 5250	23 - 32	11	C	59,786
04-300-4-0002	250 - 300	450 - 700	23 - 32	2.4	C	13,914
04-300-4-0502	250 - 300	650 - 1100	23 - 32	3.2	C	17,030
04-300-4-1002	250 - 300	1050 - 1750	23 - 32	4.6	C	21,451
04-300-4-1202	250 - 300	1400 - 2350	23 - 32	5.7	C	25,799
04-300-4-1502	250 - 300	1700 - 2900	23 - 32	7.1	C	30,147
04-300-4-2202	250 - 300	2850 - 5250	23 - 32	11	C	61,670
04-400-4-0002 (1)	350 - 400	450 - 700	23 - 32	2.6	C	14,131
04-400-4-0502 (1)	350 - 400	650 - 1100	23 - 32	3.4	C	17,247
04-400-4-1002 (1)	350 - 400	1050 - 1750	23 - 32	4.5	C	21,813
04-400-4-1202 (1)	350 - 400	1400 - 2350	23 - 32	5.6	C	26,306
04-400-4-1502 (1)	350 - 400	1700 - 2900	23 - 32	7.6	C	30,726
04-400-4-2202 (1)	350 - 400	2850 - 5250	23 - 32	11	C	61,670
04-640-4-0002 (2)	450 - 600	450 - 700	23 - 32	2.6	C	16,813
04-640-4-0502 (2)	450 - 600	650 - 1100	23 - 32	3.4	C	19,711
04-640-4-1002 (2)	450 - 600	1050 - 1750	23 - 32	4.5	C	24,277
04-640-4-1502 (2)	450 - 600	1700 - 2900	23 - 32	7.6	C	33,843
04-640-4-2202 (2)	450 - 600	2850 - 5250	23 - 32	11	C	68,337

(1) Also fits on series 02 gate valves DN450 + DN500

(2) Ø40 mm valve stem

**80/32-000**

Fixed height surface box for service connection valves - according to DIN 4057 - cast iron lid  
PA+ body



AVK ref. no.	Do1 mm	H3 mm	Theoretical weight/kg	Deliv. code	Gross price ZAR
80-32-0000000	145	250	3.0	A	1,603

**80/41-000**

Fixed height surface box for underground hydrants - cast iron lid  
HDPE



AVK ref. no.	H3 mm	Theoretical weight/kg	Deliv. code	Gross price ZAR
80-41-0000000 (1)	305	14	A	1,967
80-41-0000001 (2)	305	14		
80-41-0000022 (3)	305	14		
80-41-0000033 (4)	305	14		

(1) No inscription plate

(2) Inscription plate: BRANDKRAAN (red)

(3) Inscription plate: HYDRANT (red)

(4) Inscription plate: WATER (blue)

# PREMIER GATE VALVES

Series 6133  
Metal Seated Wedge Gate

PN16  
S.G. iron body, bonnet, and gate  
Non-rising stem, option of rising stem  
CTC closing direction, option of CTO.  
Suitable for water, wastewater, and  
neutral liquids to + 70°C  
Bare shaft  
Various gearbox and actuation options  
Face to Face according to SANS664



AVK ref. no. CTC	DN - mm	Flange drilling	Theoretical weight/kg	F/F	Delivery Code	Gross price ZAR
6133008002021EEFGGHH	80	16	58	229	C	on request
6133010002021EEFGGHH	100	16	62	254	C	126,587
6133015002021EEFGGHH	150	16	111	280	C	143,860
6133020002021EEFGGHH	200	16	157	317	C	172,212
6133025002021EEFGGHH	250	16	305	356	C	291,194
6133030002021EEFGGHH	300	16	408	380	C	227,232
6133035002021EEFGGHH	350	16	536	470	C	349,296
6133040002021EEFGGHH	400	16	720	470	C	579,440
6133045002021EEFGGHH	450	16	795	485	C	549,356
6133050002021EEFGGHH	500	16	1166	510	C	757,568
6133060002021EEFGGHH	600	16	1358	600	C	888,015
6133070002021EEFGGHH	700	16	1980	610	C	1,604,993

EE – Output Mounting – AVK to Advise according to actuation options selected

F – Coating Methods – Standard: Carboline – Carboguard 891 – 2 Pack Epoxy – 300 µm. Internal, 250 µm External (Other options available)

GG – Final Colour – Standard: Traffic Blue (AVK RAL 5017) or Medium Sea Grey (Other options available)

HH – Actuation – Bareshaft, Captop, Handwheel, Gearbox and Actuator Options

DN (PN16)	Coating above 400µ	FBE Coating to DN500	Bypass from DN500	Rising Spindle	Linear Indicator
80	1,906	8,577	N/A	14,296	3,812
100	2,331	10,490	N/A	17,483	4,662
150	3,259	14,667	N/A	24,444	6,519
200	3,952	17,781	N/A	29,632	7,902
250	5,659	25,466	N/A	42,443	11,319
300	6,743	30,345	N/A	50,577	13,487
350	7,190	32,352	N/A	53,921	14,379
400	9,521	39,856	N/A	71,410	19,043
450	11,700	52,654	N/A	87,755	23,402
500	15,225	68,518	76,132	114,196	114,196
600	19,215	N/A	96,071	144,105	38,428
700	28,048	N/A	140,238	210,358	56,095

Note: Options - must be added to valve price

- Coating Thickness
- By-Pass Configuration
- Rising Spindle
- Linear Indicator



# PREMIER GATE VALVES

## Series 6133

Metal Seated Wedge Gate

### PN25

S.G. iron body, bonnet, and gate.  
Non-rising stem, option of rising stem  
CTC closing direction, option of CTO.  
Suitable for water, wastewater, and  
neutral liquids to + 70°C  
Bare shaft  
Various gearbox and actuation options  
Face to Face according to SANS664



AVK ref. no. CTC	DN- mm	Flange drilling	Theoretical weight/kg	F/F	Delivery Code	Gross price ZAR
6133005003031EEFGGHH	50	25	97	216	C	75,732
6133010003031EEFGGHH	100	25	113	254	C	121,822
6133015003031EEFGGHH	150	25	164	280	C	168,144
6133020003031EEFGGHH	200	25	216	317	C	174,424
6133025003031EEFGGHH	250	25	263	356	C	209,246
6133030003031EEFGGHH	300	25	317	380	C	220,849
6133035003031EEFGGHH	350	25	451	470	C	340,210
6133040003031EEFGGHH	400	25	804	470	C	649,834
6133050003031EEFGGHH	500	25	1265	510	C	741,094
6133060003031EEFGGHH	600	25	1450	600	C	866,139
6133070003031EEFGGHH	700	25	2310	610	C	1,604,993
6133080003031EEFGGHH	800	25	3800	660	C	on request
6133090003031EEFGGHH	900	25	3990	711	C	on request

EE – Output Mounting – AVK to Advise according to actuation options selected

F – Coating Methods – Standard: Carboline – Carboguard 891 – 2 Pack Epoxy – 300 µm. Internal, 250 µm  
External (Other options available)

GG – Final Colour – Standard: Traffic Blue (AVK RAL 5017) or Medium Sea Grey (Other options available)

HH – Actuation – Bareshaft, Captop, Handwheel, Gearbox and Actuator Options

DN (PN25)	Coating above 400µ	FBE Coating to DN500	Bypass from DN500	Rising Spindle	Linear Indicator
50	1,702	7,657	N/A	12,763	3,405
100	2,600	11,700	N/A	19,501	5,200
150	3,306	14,877	N/A	24,794	6,612
200	4,380	19,707	N/A	32,846	8,758
250	6,417	28,877	N/A	48,127	12,834
300	8,465	38,087	N/A	63,480	16,635
350	9,611	43,248	N/A	72,082	19,221
400	10,128	45,577	N/A	75,961	20,256
500	15,507	69,778	77,553	116,299	31,013
600	23,190	N/A	115,945	173,919	46,378
700	29,429	N/A	147,150	220,724	58,861
800	41,795	N/A	208,814	313,222	83,525
900	53,968	N/A	560,093	404,764	107,938

Note: Options - must be added to valve price

- Coating Thickness
- By-Pass Configuration
- Rising Spindle
- Linear Indicator

# PREMIER GATE VALVES

Series 6133  
Metal Seated Wedge Gate

PN40  
Cast Steel body, bonnet, and gate  
Non-rising stem, option of rising stem  
CTC closing direction, option of CTO.  
Suitable for water, wastewater, and  
neutral liquids to + 70°C  
Bare shaft  
Various gearbox and actuation options  
Face to Face according to SANS664



AVK ref. no. CTC	DN- mm	Flange drilling	Theoretical weight/kg	F/F	Delivery Code	Gross price ZAR
6133005004041EEFGGHH	50	40	131	216	C	89,550
6133008004041EEFGGHH	80	40	142	229	C	118,651
6133010004041EEFGGHH	100	40	153	254	C	156,764
6133015004041EEFGGHH	150	40	222	280	C	258,191
6133020004041EEFGGHH	200	40	292	317	C	301,877
6133025004041EEFGGHH	250	40	355	356	C	348,650
6133030004041EEFGGHH	300	40	428	380	C	581,648
6133035004041EEFGGHH	350	40	609	470	C	836,412
6133040004041EEFGGHH	400	40	1086	470	C	941,275
6133045004041EEFGGHH	450	40	1333	485	C	900,403
6133070004041EEFGGHH	700	40	3119	610	C	1,554,541
6133075004041EEFGGHH	750	40	4000	787	C	on request
6133090004041EEFGGHH	900	40	5387	711	C	on request
6133100004041EEFGGHH	1000	40	5894	811	C	on request
6133140004041EEFGGHH	1400	40	18088	1200	C	on request
6133150004041EEFGGHH	1500	40	20510	1500	C	on request

EE – Output Mounting – AVK to Advise according to actuation options selected

F – Coating Methods – Standard: Carboline – Carboguard 891 – 2 Pack Epoxy – 300 µm. Internal, 250 µm  
External (Other options available)

GG – Final Colour – Standard: Traffic Blue (AVK RAL 5017) or Medium Sea Grey (Other options available)

HH – Actuation – Bareshaft, Captop, Handwheel, Gearbox and Actuator Options

DN (PN40)	Coating above 400µ	FBE Coating to DN500	Bypass from DN500	Rising Spindle	Linear Indicator
50	1,909	8,590	N/A	14,318	3,817
80	2,120	9,540	N/A	15,899	4,240
100	2,906	13,081	N/A	21,801	5,814
150	3,671	16,523	N/A	27,537	7,343
200	4,908	22,090	N/A	36,817	10,568
250	7,237	32,539	N/A	54,281	14,476
300	9,447	42,511	N/A	70,850	18,893
350	11,109	49,988	N/A	83,311	22,217
400	12,002	54,011	N/A	90,018	24,005
450	13,139	59,126	N/A	98,543	26,277
700	31,119	N/A	155,596	233,394	62,209
750	41,923	N/A	209,617	314,426	83,847
900	63,467	N/A	317,338	476,006	126,935
1000	65,781	N/A	328,881	493,364	131,564
1400	148,720	N/A	743,595	1,115,393	297,437
1500	169,709	N/A	848,544	1,272,815	339,417

Note: Options - must be added to valve price

- Coating Thickness
- By-Pass Configuration
- Rising Spindle
- Linear Indicator

# PREMIER GATE VALVES

## Series 6133

Metal Seated Wedge Gate

### PN64

Cast Steel body, bonnet, and gate  
 Non-rising stem, option of rising stem  
 CTC closing direction, option of CTO.  
 Suitable for water, wastewater, and  
 neutral liquids to + 70°C  
 Bare shaft  
 Various gearbox and actuation options  
 Face to Face according to SANS664



AVK ref. no. CTC	DN- mm	Flange drilling	Theoretical weight/kg	F/F	Delivery Code	Gross price ZAR
6133015005251EEFGGHH	150	64	255	340	C	143,163
6133035005251EEFGGHH	350	64	700	889	C	670,173

EE –Output Mounting – AVK to Advise according to actuation options selected

F – Coating Methods – Standard: Carboline – Carboguard 891 – 2 Pack Epoxy – 300 µm. Internal, 250 µm  
 External (Other options available)

GG – Final Colour – Standard: Traffic Blue (AVK RAL 5017) or Medium Sea Grey (Other options available)

HH – Actuation – Bareshaft, Captop, Handwheel, Gearbox and Actuator Options

DN (PN64)	Coating above 400µ	FBE Coating to DN500	Bypass from DN500	Rising Spindle	Linear Indicator
80	2,362	10,629	N/A	17,715	4,724
150	4,031	14,757	N/A	30,241	8,065
350	11,984	53,928	N/A	89,882	23,969

Note: Options - must be added to valve price

- Coating Thickness
- By-Pass Configuration
- Rising Spindle
- Linear Indicator

# PREMIER GATE VALVES

Series 6133  
Metal Seated Wedge Gate

PN10  
S.G. iron body, bonnet, and gate.  
Non-rising stem, option of rising stem  
CTC closing direction, option of CTO.  
Suitable for water, wastewater, and  
neutral liquids to + 70°C  
Bare shaft  
Various gearbox and actuation options  
Face to Face according to SANS664



AVK ref. no. CTC	DN mm	Flange drilling	Theoretical weight/kg	F/F	Delivery Code	Gross price ZAR
6133010001011EEFGGHH	100	10	60	254	C	89,531
6133015001011EEFGGHH	150	10	107	280	C	111,279
6133020001011EEFGGHH	200	10	152	317	C	114,863
6133025001011EEFGGHH	250	10	296	356	C	195,351
6133030001011EEFGGHH	300	10	387	380	C	235,568
6133035001011EEFGGHH	350	10	520	470	C	356,794
6133040001011EEFGGHH	400	10	635	470	C	445,527
6133045001011EEFGGHH	450	10	815	485	C	on request
6133050001011EEFGGHH	500	10	995	510	C	739,785
6133060001011EEFGGHH	600	10	1255	600	C	892,222
6133070001011EEFGGHH	700	10	1810	610	C	on request
6133120001011EEFGGHH	1200	10	6300	910	C	on request
6133140001011EEFGGHH	1400	10	10720	1200	C	on request
6133150001011EEFGGHH	1500	10	12835	1324	C	on request
6133180001011EEFGGHH	1800	10	17390	1500	C	on request

EE – Output Mounting – AVK to Advise according to actuation options selected

F – Coating Methods – Standard: Carboline – Carboguard 891 – 2 Pack Epoxy – 300 µm. Internal, 250 µm  
External (Other options available)

GG – Final Colour – Standard: Traffic Blue (AVK RAL 5017) or Medium Sea Grey (Other options available)

HH – Actuation – Bareshaft, Captop, Handwheel, Gearbox and Actuator Options

DN (PN10)	Coating above 400µ	FBE Coating to DN500	Bypass from DN500	Rising Spindle	Linear Indicator
100	2,062	9,278	N/A	15,646	4,124
150	2,919	13,134	N/A	21,890	5,837
200	3,523	15,852	N/A	26,420	7,046
250	4,902	22,056	N/A	36,761	9,803
300	6,466	29,097	N/A	48,493	12,932
350	7,050	31,722	N/A	52,870	14,099
400	7,462	33,580	N/A	55,966	14,923
450	11,450	51,519	N/A	85,865	22,898
500	13,328	59,692	66,325	99,488	26,530
600	17,227	N/A	86,132	129,198	34,453
700	26,877	N/A	128,470	192,706	51,389
1200	70,453	N/A	352,264	28,395	140,906
1400	103,518	N/A	517,588	776,383	207,035
1500	114,859	N/A	574,299	861,449	229,720
1800	128,295	N/A	604,571	952,478	245,322

Note: Options - must be added to valve price

- Coating Thickness
- By-Pass Configuration
- Rising Spindle
- Linear Indicator





## 6144/02-001

AVK Butterfly Valve, Wafer  
Rubberlined BFV, gearbox  
operated  
ASTM A216 WCB  
EPDM rubber  
DN50: Lever Operated  
DN200: Gearbox Operated



AVK ref. no.	DN mm	PN Class	Flange drilling	Theoretical weight/kg	Deliv. code	Gross price ZAR
6144-0050-02-0802B00190	50	PN25	PN25	9	C	22,222
6144-0080-02-0802B00190	80	PN25	PN25	12	C	25,791
6144-0100-02-0802B00190	100	PN25	PN25	14	C	32,960
6144-0150-02-0802B00190	150	PN25	PN25	20	C	41,185
6144-0200-02-0802B00020	200	PN25	PN25	34	C	80,359
6144-0250-02-0802B00020	250	PN25	PN25	41	C	95,190
6144-0300-02-0802B00020	300	PN25	PN25	58	C	110,394
6144-0350-02-0802B00020	350	PN25	PN25	88	C	151,452
6144-0400-02-0802B00020	400	PN25	PN25	107	C	213,985
6144-0450-02-0802B00020	450	PN25	PN25	132	C	242,997
6144-0500-02-0802B00020	500	PN25	PN25	176	C	312,183
6144-0600-02-0802B00020	600	PN25	PN25	282	C	456,167

## 75/62-101

EN1092 flanged butterfly  
valve, DI body, fixed EPDM  
liner, duplex disc 1.4470 and  
shaft 1.4462, Dif. P 16bar,  
orange coating, bare shaft  
(WW ref. EVFS-i)  
Face-to-face dimension  
according to EN 558, Series  
13  
Ductile iron  
EPDM rubber  
T014-C254  
Clockwise to Close



AVK ref. no.	DN mm	PN Class	Theoretical weight/kg	Deliv. code	Gross price ZAR
75-0050-62-0000012	50	PN16	8	A	12,007
75-0065-62-0000012	65	PN16	9	A	13,936
75-0080-62-0000010	80	PN16	11	A	14,419
75-0100-62-0000011	100	PN16	13	A	17,367
75-0125-62-0000011	125	PN16	17	A	18,117
75-0150-62-0000012	150	PN16	23	A	27,229
75-0200-62-0000047	200	PN16	32	A	38,110
75-0250-62-0000004	250	PN10	50	A	64,803
75-0250-62-0000017	250	PN16	50	A	64,803
75-0300-62-0000004	300	PN16	65	A	80,079
75-0300-62-0000007	300	PN10	65	A	80,079
75-0350-62-0000004	350	PN10	95	A	107,951
75-0350-62-0000016	350	PN16	95	A	107,951
75-0400-62-0000003	400	PN10	130	A	182,080
75-0400-62-0000014	400	PN16	130	A	182,080
75-0450-62-0000004	450	PN10	150	A	232,303
75-0450-62-0000016	450	PN16	150	A	232,303
75-0500-62-0000004	500	PN10	200	A	263,712
75-0500-62-0000016	500	PN16	200	A	263,712
75-0600-62-0000005	600	PN10	300	A	400,178
75-0600-62-0000017	600	PN16	300	A	400,178

## 75/62-102

EN1092 flanged butterfly  
valve, DI body, fixed NBR  
liner, duplex disc 1.4470 and  
shaft 1.4462, Dif. P 16bar,  
orange coating, bare shaft  
(WW ref. EVFS-i)  
Face-to-face dimension  
according to EN 558, Series  
13  
Ductile iron  
NBR rubber  
T014-C254  
Clockwise to Close



AVK ref. no.	DN mm	PN Class	Theoretical weight/kg	Deliv. code	Gross price ZAR
75-0065-62-0000015	65	PN16	9	C	13,936
75-0080-62-0000013	80	PN16	11	C	14,419
75-0100-62-0000014	100	PN16	13	C	17,367
75-0125-62-0000014	125	PN16	17	C	18,117
75-0150-62-0000015	150	PN16	23	C	27,229
75-0200-62-0000038	200	PN16	32	C	38,110
75-0250-62-0000001	250	PN16	50	C	64,803
75-0250-62-0000002	250	PN10	50	C	64,803
75-0300-62-0000001	300	PN16	65	C	80,079
75-0300-62-0000002	300	PN10	65	C	80,079
75-0350-62-0000007	350	PN10	95	C	107,951
75-0350-62-0000019	350	PN16	95	C	107,951
75-0400-62-0000006	400	PN10	130	C	182,080
75-0400-62-0000017	400	PN16	130	C	182,080
75-0450-62-0000007	450	PN10	150	C	232,303
75-0450-62-0000019	450	PN16	150	C	232,303
75-0500-62-0000007	500	PN10	200	C	263,712
75-0500-62-0000019	500	PN16	200	C	263,712
75-0600-62-0000008	600	PN10	300	C	400,178
75-0600-62-0000020	600	PN16	300	C	400,178



**75/64-101**

Centric butterfly valve, wafertype w/centering lugs, DI body, fixed EPDM liner, duplex disc 1.4470 and shaft 1.4462, Dif. P 16bar, orange coating, bare shaft (WW ref. EVCS-I)

Face-to-face dimension according to EN 558, Series 20

Ductile iron  
EPDM rubber  
T014-C254



AVK ref. no.	DN mm	PN Class	Theoretical weight/kg	Deliv. code	Gross price ZAR
75-0050-64-0000001	50	PN16	3	A	8,469
75-0065-64-0000012	65	PN16	4	A	9,059
75-0080-64-0000001	80	PN16	4	A	9,541
75-0100-64-0000002	100	PN16	5	A	11,739
75-0125-64-0000012	125	PN16	7	A	14,258
75-0150-64-0000014	150	PN16	10	A	20,047
75-0200-64-0000003	200	PN16	14	A	29,052
75-0250-64-0000005	250	PN16	24	A	50,170
75-0250-64-0000008	250	PN10	24	A	50,170
75-0300-64-0000004	300	PN16	36	A	61,962
75-0350-64-0000003	350	PN16	40	A	75,898
75-0350-64-0000006	350	PN10	40	A	75,898

**75/61-101**

Centric butterfly valve, wafertype, EN1092 flanged, short EN558/20, fixed EPDM lining, DI body, duplex disc/shaft, dif. P16 bar, coating orange, bare shaft

Face-to-face dimension according to EN 558, Series 20

Ductile iron  
EPDM rubber  
T014-C254



AVK ref. no.	DN mm	Delta P bar	Theoretical weight/kg	Deliv. code	Gross price ZAR
75-0400-61-0000006	400	16	75	A	140,111
75-0450-61-0000002	450	10	90	A	185,242
75-0450-61-0000003	450	16	90	A	185,242
75-0500-61-0000003	500	16	120	A	234,072
75-0600-61-0000003	600	10	180	A	316,723
75-0600-61-0000004	600	16	180	A	316,723

**75/64-102**

Centric butterfly valve, wafertype w/centering lugs, DI body, fixed NBR liner, duplex disc 1.4470 and shaft 1.4462, Dif. P 16bar, orange coating, bare shaft (WW ref. EVCS-I)

Face-to-face dimension according to EN 558, Series 20

Ductile iron  
NBR rubber  
T014-C254



AVK ref. no.	DN mm	PN Class	Theoretical weight/kg	Deliv. code	Gross price ZAR
75-0050-64-0000014	50	PN16	3	C	8,684
75-0065-64-0000002	65	PN16	4	C	9,328
75-0080-64-0000015	80	PN16	4	C	9,863
75-0100-64-0000004	100	PN16	5	C	12,114
75-0125-64-0000015	125	PN16	7	C	14,687
75-0150-64-0000017	150	PN16	10	C	20,583
75-0200-64-0000018	200	PN16	14	C	29,908
75-0250-64-0000002	250	PN16	24	C	51,563
75-0250-64-0000004	250	PN10	24	C	51,563
75-0300-64-0000008	300	PN10	36	C	63,677
75-0300-64-0000009	300	PN16	36	C	63,677
75-0350-64-0000009	350	PN10	40	C	78,042
75-0350-64-0000014	350	PN16	40	C	78,042

**75/61-102**

Centric butterfly valve, EN1092 wafer, short EN558/20, fixed NBR lining, DI body, duplex disc/shaft, dif. P 16bar, coating orange, bare shaft

Face-to-face dimension according to EN 558, Series 20

Ductile iron  
NBR rubber  
T014-C254



AVK ref. no.	DN mm	Delta P bar	Theoretical weight/kg	Deliv. code	Gross price ZAR
75-0400-61-0000003	400	10	73	C	140,111
75-0400-61-0000007	400	16	73	C	140,111
75-0450-61-0000004	450	10	86	C	185,242
75-0450-61-0000005	450	16	86	C	185,242
75-0500-61-0000006	500	10	125	C	234,072
75-0500-61-0000007	500	16	125	C	234,072
75-0600-61-0000005	600	10	170	C	316,723
75-0600-61-0000006	600	16	170	C	316,723

# BUTTERFLY VALVES ACTUATION

## Wouter Witzel Hand Lever (For EV Range)

Cast iron hand lever.  
Mild steel nodge plate with pin  
and Stainless steel pin  
options  
Galvanized lever with  
SS pin and nodge plate



AVK ref. no.	DN mm	Delivery code	Gross price ZAR
970408008400055	50-80	A	2,245
970408008400050	100-125	A	2,245
970408008400056	150-200	A	2,787


---

# BOVING BUTTERFLY VALVES



## Series 6137, PN10 & PN16 Boving Double Eccentric Butterfly Valve

Soft seal in EPDM  
S.G. Iron body and disc  
Bare shaft  
Various gearbox and  
actuation options



Options - must be added to valve price

- Locking Device
- Coating above 400µ FBE
- Coating to DN500
- Seat and Clamp Ring
- 316 SS A4 bolts


AVK ref. no.	DN- mm	Flange drilling	Theoretical weight/kg	F/F	Delivery Code	Gross price ZAR
61370200090190Z06024	200	10	70	152	C	115,661
61370400610123U42000	400	10	180	216	C	255,879
61370450610123U44000	450	10	215	222	C	221,192
61370600040123146110	600	10	379	267	C	493,259
61370800090127Z62024	800	10	767	318	C	716,392
61373000030629ABZ000	3000	10	18,400	700	C	9,573,547

AVK ref. no.	DN- mm	Flange drilling	Theoretical weight/kg	F/F	Delivery Code	Gross price ZAR
61370450650223U44000	450	16	368	222	C	238,218
61370500050223144024	500	16	411	229	C	401,897
61370700050223177024	700	16	730	292	C	551,225

DN	Locking device	Coating Above 400µ	FBE Coating to DN500	Torque Slip Handwheel	Seat and Clamp Ring	316 SS A4 bolts
3000	125,102	28,594	N/A	28,594	57,188	28,594

## Series 6137, PN25 Boving Double Eccentric Butterfly Valve

Soft seal in EPDM  
S.G. Iron body and disc  
Bare shaft  
Various gearbox and  
actuation options



Options - must be added to valve price


- Locking Device
- Coating above 400µ FBE
- Coating to DN500
- Seat and Clamp Ring
- 316 SS A4 bolts

AVK ref. no.	DN- mm	Flange drilling	Theoretical weight/kg	F/F	Delivery Code	Gross price ZAR
61370350110327146110	350	25	270	290	C	289,931
61370600110327164110	600	25	571	350	C	432,769
61370700630327U99000	700	25	809	390	C	614,790
61371000630889AAM024	1000	25	865	430	C	7,735,076

DN	Locking device	Coating Above 400µ	FBE Coating to DN500	Torque Slip Handwheel	Seat and Clamp Ring	316 SS A4 A4 bolts
350	N/A	6,454	29,044	6,454	12,909	6,454
500	76,582	10,815	48,666	10,815	21,329	10,815
600	81,125	13,141	N/A	13,374	26,749	13,374
700	85,937	16,148	N/A	16,148	32,297	16,148

## Series 6137, PN40 Boving Double Eccentric Butterfly Valve

Soft seal in EPDM  
S.G. Iron body and disc  
Bare shaft  
Various gearbox and  
actuation options



Options - must be added to valve price

- Locking Device
- Coating above 400µ FBE
- Coating to DN500
- Seat and Clamp Ring
- 316 SS A4 bolts

AVK ref. no.	DN- mm	Flange drilling	Theoretical weight/kg	F/F	Delivery Code	Gross price ZAR
61370150470923113000	150	40	120	230	C	107,075
61370600070423195024	600	40	809	390	C	590,996

DN	Locking device	Coating Above 400µ	FBE Coating to DN500	Torque Slip Handwheel	Seat and Clamp Ring	316 SS A4 bolts
150	N/A	4,826	21,717	4,826	9,652	4,826
250	N/A	5,949	26,771	5,949	11,898	5,949
500	76,582	14,719	66,236	14,719	29,438	14,719
600	81,125	17,841	N/A	17,841	35,638	17,841





## 820/00-025

AVK centric butterfly valve, wafer type with stainless steel disc, loose EPDM liner drinking water and bare shaft for drinking water and neutral liquids up to max. 90°C

Face-to-face dimension according to EN 558, Series 20

Ductile iron body/1.4408 disc EPDM drinking water approved

Blue epoxy RAL 5017 200 µm up to DN400. Above PUR coating 250 µm

Clockwise to Close



AVK ref. no.	DN mm	Delta P bar	PN Class	Theoretical weight/kg	Deliv. code	Gross price ZAR
820-0050-00-541L0160002	50	16	PN 10/16	1.8	A	2,941
820-0065-00-541L0160002	65	16	PN 10/16	2.3	A	3,781
820-0080-00-541L0160002	80	16	PN 10/16	2.3	A	4,317
820-0100-00-541L0160002	100	16	PN 10/16	3.9	A	5,326
820-0150-00-541L0160002	150	16	PN 10/16	5.9	A	9,390
820-0200-00-541L0160002	200	16	PN 10/16	9.3	A	14,119
820-0250-00-541L0160002 <sup>(1)</sup>	250	16	PN 10/16	17	A	22,634
820-0300-00-541L0160002 <sup>(1)</sup>	300	16	PN 10/16	24	A	34,477
820-0350-00-04020160002 <sup>(1)</sup>	350	16	PN 10/16	42	A	39,841
820-0400-00-04020160002 <sup>(1)</sup>	400	16	PN 10/16	57	A	56,033
820-0450-00-04060161002 <sup>(1)</sup>	450	16	PN16	95	C	95,642
820-0500-00-04060161002 <sup>(1)</sup>	500	16	PN16	125	C	137,412
820-0600-00-04060161002 <sup>(1)</sup>	600	16	PN16	180	C	217,681
820-0700-00-04060161002 <sup>(1)</sup>	700	16	PN16	280	C	262,133
820-0800-00-04060161002 <sup>(1)</sup>	800	16	PN16	387	C	338,179
820-0900-00-04060161002 <sup>(1)</sup>	900	16	PN16	502	C	446,316
820-1000-00-04060161002 <sup>(1)</sup>	1000	16	PN16	710	C	517,371

<sup>(1)</sup> 10 bar. working pressure also available



# BUTTERFLY VALVES ACTUATION

Series 820 Hand Lever  
Imported (3rd Party Product)



AVK ref. no.	DN mm	Delivery code	Gross price ZAR
174XHLAK006	80	A	1,866
174XHLAK010	100	A	1,866
174XHLAK011	150	A	2,274
174XHLAK013	200	A	2,214

Series 820 Rotork Gearbox  
Imported (3rd Party Product)



AVK ref. no.	DN mm	Delivery code	Gross price ZAR
GB232-05.F05-F0711.100	50	C	6,875
GB232-05.F05-F0711.100	65	C	6,875
GB232-05.F05-F0711.100	80	C	6,875
GB232-05.F05-F0711.100	100	C	6,875
GB232-06.F05-F0714.160	150	C	8,424
GB232-08.F07-F1017.250	200	C	12,488
GB232-08.F07-F1022.250	250	C	12,488
GB232-13.F10-F1222.300	300	C	18,372
GB232-13.F10-F1222.500	350	C	22,979
GB232-14.F10-F1227.700	400	C	41,529
GB1250N.F1445.700.450	450	C	57,641
GB2000N.F1445.500.500	500	C	65,422
GB1950N/PR4.F1670.500	600	C	94,192
GB1950N/PR4.F2570.500	700	C	94,192

# AVK BUTTERFLY VALVE SUITABLE FOR DRINKING WATER

Our double eccentric butterfly valves are designed with a tilted disc for easy operation. The disc seal is made of our own drinking water approved EPDM rubber featuring an excellent compression set and the ability to retain its original shape.

The fully encapsulated shaft/disc connection ensures high durability and service life. The valves are suitable for the bi-directional application.

The valves are ideal for drinking water and neutral liquids to max. 70°C, and are approved according to WRAS Certificate No. 1702367

#### Applications:


- Water transfer pipelines
- Pumping stations
- Treatment plants

#### Standards:

- EN 593
- Face-to-face dimension according to EN 558 Table 2 Basic Series 13
- Flange drilling to EN 1092

#### Main features and benefits:

- The tilted disc releases the compression of the seal after a few degrees of opening resulting in low operating torque
- Disc seal profile and rubber quality ensure low closing torque
- Sealing rubber & coating approved for drinking water
- A4 Stainless Steel fasteners
- Replaceable seat ring in 316 Stainless Steel
- Threaded bolt holes in the disc sealed with o-rings for corrosion protection
- A shaft of Duplex Stainless Steel with self-lubricating PTFE/bronze composite radial bearings
- Shaft ends are fitted with a Duplex Stainless Steel End Cover that seals the disc interior for corrosion protection and ensures the shaft cannot be moved by system pressure
- Replaceable shaft seal with two EPDM o-rings on each side of a bronze bushing, and a flat NBR gasket
- IP68 Gearbox with Position Indicator



# BUTTERFLY VALVES, SERIES 756

## Series 756 /2- PN10

Resilient seated, Double  
Eccentric BFV, bare shaft

Ductile iron body and disc with  
epoxy coating

Integral Body Seat

Stainless steel shaft with  
self-lubricating bearings

Suitable for drinking water and  
neutral liquids to max. 70°C

Short face to face

Designed to EN593

Face to face according to EN558 T2

Basic series 13



AVK ref. no.	DN mm	Flange Drilling	Theoretical weight/kg	F/F mm	Delivery code	Gross price ZAR
75602002040851140098	200	PN10	47	152	C	36,431
75602502040851140098	250	PN10	64	165	C	46,219
75603002040851140098	300	PN10	91	178	C	91,503
75603502040851140098	350	PN10	115	190	C	84,741
75604002040851140098	400	PN10	153	216	C	101,372
75604502040851140098	450	PN10	193	222	C	133,132
75605002040851140098	500	PN10	233	229	C	161,921
75606002040851140098	600	PN10	262	267	C	217,326
75607002040851140008	700	PN10	410	292	C	363,910
75608002040851140098	800	PN10	545	318	C	530,303
75609002040851140008	900	PN10	679	330	C	545,860
75610002040851140098	1000	PN10	911	410	C	685,009
75612002040851140098	1200	PN10	1345	470	C	991,158

## Series 756 /2- PN10

Resilient seated, Double  
Eccentric BFV, bare shaft

Ductile iron body and disc with  
epoxy coating

Integral Body Seat

Stainless steel shaft with  
self-lubricating bearings

Suitable for drinking water and  
neutral liquids to max. 70°C

Short face to face

Designed to EN593

Face to face according to EN558 T2

Basic series 13



AVK ref. no.	DN mm	Flange Drilling	Theoretical weight/kg	F/F mm	Delivery code	Gross price ZAR
7560200204085114009	200	PN10	47	152	A	33,423
7560250204085114009	250	PN10	64	165	A	43,417
7560300204085114009	300	PN10	91	178	A	57,444
7560350204085114009	350	PN10	115	190	A	68,570
7560400204085114009	400	PN10	153	216	A	93,002
7560450204085114009	450	PN10	193	222	A	122,139
7560500204085114009	500	PN10	233	229	A	125,341
7560600204085114009	600	PN10	262	267	A	159,240
7560700204085114	700	PN10	410	292	A	329,181
7560800204085114	800	PN10	545	318	A	403,415
7560900204085114	900	PN10	679	330	A	504,865
7561000204085114	1000	PN10	911	410	A	628,449
7561200204085114	1200	PN10	1345	470	A	909,319

Valve actuation prices on request.

Flip to find gear  
and actuator details >

# BUTTERFLY VALVES, SERIES 756

## Series 756 /2- PN16

Resilient seated, Double  
Eccentric BFV, bare shaft

Ductile iron body and disc with  
epoxy coating  
Integral Body Seat  
Stainless steel shaft with  
self-lubricating bearings  
Suitable for drinking water and  
neutral liquids to max. 70°C  
Short face to face  
Designed to EN593  
Face to face according to EN558 T2  
Basic series 13



AVK ref. no.	DN mm	Flange Drilling	Theoretical weight/kg	F/F mm	Delivery code	Gross price ZAR
75602002140851140098	200	PN16	47	152	C	36,561
75602502140851140098	250	PN16	64	165	C	45,757
75603002140851140098	300	PN16	91	178	C	63,133
75603502140851140098	350	PN16	115	190	C	75,454
75604002140851140098	400	PN16	153	216	C	126,074
75604502140851140098	450	PN16	193	222	C	137,708
75605002140851140098	500	PN16	233	229	C	144,003
75606002140851140098	600	PN16	262	267	C	232,123
75607002140851140098	700	PN16	410	292	C	362,930
75608002140851140098	800	PN16	545	318	C	498,647
75609002140851140098	900	PN16	679	330	C	597,647
75610002140851140098	1000	PN16	911	410	C	661,676
75612002140851140098	1200	PN16	1345	470	C	957,590

## Series 756 /2- PN16

Resilient seated, Double  
Eccentric BFV, bare shaft

Ductile iron body and disc with  
epoxy coating  
Integral Body Seat  
Stainless steel shaft with  
self-lubricating bearings  
Suitable for drinking water and  
neutral liquids to max. 70°C  
Short face to face  
Designed to EN593  
Face to face according to EN558 T2  
Basic series 13



AVK ref. no.	DN mm	Flange Drilling	Theoretical weight/kg	F/F mm	Delivery code	Gross price ZAR
7560200214091114009	200	PN16	47	152	A	34,820
7560250214091114009	250	PN16	64	165	A	43,400
7560300214091114009	300	PN16	91	178	A	60,127
7560350214091114009	350	PN16	115	190	A	71,861
7560400214091114009	400	PN16	153	216	A	92,862
7560450214091114009	450	PN16	193	222	A	121,627
7560500214091114009	500	PN16	233	229	A	148,615
7560600214091114009	600	PN16	262	267	A	206,291
7560700214091114	700	PN16	410	292	A	363,934
7560800214091114	800	PN16	545	318	A	438,073
7560900214091114	900	PN16	679	330	A	533,948
7561000214091114	1000	PN16	911	410	A	669,047
7561200214091114	1200	PN16	1345	470	A	982,422

Valve actuation prices on request.

Flip to find gear  
and actuator details >



# BUTTERFLY VALVES, SERIES 756

## Series 756 - PN10

Resilient seated, Double Eccentric BFV, bare shaft

Ductile iron body and disc with epoxy coating

Tilted and fixated disc for extended service life and easy operation

Integral Body Seat

Stainless steel shaft with self-lubricating bearings

Long face to face (EN558

Table 2 Basic Series 14)

Suitable for drinking water and neutral liquids to max. 70°C



AVK ref. no.	DN mm	Flange Drilling	Theoretical weight/kg	F/F mm	Delivery code	Gross price ZAR
75602001040851140098	200	PN10	51	230	C	40,182
75602501040851140098	250	PN10	71	250	C	53,063
75603001040851140098	300	PN10	71	270	C	64,917
75603501040851140098	350	PN10	128	290	C	82,913
75604001040851140098	400	PN10	166	310	C	103,575
75604501040851140098	450	PN10	211	330	C	129,987
75605001040851140098	500	PN10	282	350	C	150,364
75606001040851140098	600	PN10	425	390	C	179,196
75607001040851140098	700	PN10	523	435	C	342,927
75608001040851140098	800	PN10	669	470	C	489,535
75609001040851140098	900	PN10	881	510	C	622,656
75610001040851140098	1000	PN10	1120	550	C	723,483
75612001040851140098	1200	PN10	1683	630	C	1,087,494

## Series 756 - PN10

Resilient seated, Double Eccentric BFV, bare shaft

Ductile iron body and disc with epoxy coating

Tilted and fixated disc for extended service life and easy operation

Integral Body Seat

Stainless steel shaft with self-lubricating bearings

Long face to face (EN558 Table 2 Basic Series 14) Suitable for

drinking water and neutral liquids to max. 70°C



AVK ref. no.	DN mm	Flange Drilling	Theoretical weight/kg	F/F mm	Delivery code	Gross price ZAR
7560200104085114009	200	PN10	51	230	A	36,864
7560250104085114009	250	PN10	71	250	A	48,682
7560300104085114009	300	PN10	71	270	A	59,557
7560350104085114009	350	PN10	128	290	A	76,067
7560400104085114009	400	PN10	166	310	A	95,023
7560450104085114009	450	PN10	211	330	A	119,254
7560500104085114009	500	PN10	282	350	A	89,940
7560600104085114009	600	PN10	425	390	A	164,400
7560700104085114	700	PN10	523	435	A	314,612
7560800104085114	800	PN10	669	470	A	449,115
7560900104085114	900	PN10	881	510	A	571,244
7561000104085114	1000	PN10	1120	550	A	379,335
7561200104085114	1200	PN10	1683	630	A	997,701

Valve actuation prices on request.

Flip to find gear and actuator details >

# BUTTERFLY VALVES, SERIES 756

## Series 756 - PN16

Resilient seated, Double Eccentric BFV, bare shaft

Ductile iron body and disc with epoxy coating  
Tilted and fixated disc for extended service life and easy operation  
Integral Body Seat  
Stainless steel shaft with self-lubricating bearings  
Long face to face (EN558 Table 2 Basic Series 14)  
Suitable for drinking water and neutral liquids to max. 70°C



AVK ref. no.	DN mm	Flange Drilling	Theoretical weight/kg	F/F mm	Delivery code	Gross price ZAR
75602001140851140098	200	PN16	51	230	C	40,262
75602501140851140098	250	PN16	71	250	C	53,063
75603001140851140098	300	PN16	71	270	C	67,989
75603501140851140098	350	PN16	128	290	C	82,912
75604001140851140098	400	PN16	166	310	C	103,734
75604501140851140098	450	PN16	211	330	C	133,914
75605001140851140098	500	PN16	282	350	C	150,364
75606001140851140098	600	PN16	425	390	C	234,840
75607001140851140098	700	PN16	523	435	C	445,819
75608001140851140098	800	PN16	669	470	C	559,566
75609001140851140098	900	PN16	881	510	C	694,988
75610001140851140098	1000	PN16	1120	550	C	850,403
75612001140851140098	1200	PN16	1683	630	C	1,212,580

## Series 756 - PN16

Resilient seated, Double Eccentric BFV, bare shaft

Ductile iron body and disc with epoxy coating  
Tilted and fixated disc for extended service life and easy operation  
Integral Body Seat  
Stainless steel shaft with self-lubricating bearings  
Long face to face (EN558 Table 2 Basic Series 14) Suitable for drinking water and neutral liquids to max. 70°C



AVK ref. no.	DN mm	Flange Drilling	Theoretical weight/kg	F/F mm	Delivery code	Gross price ZAR
7560200114091114009	200	PN16	51	230	A	36,938
7560250114091114009	250	PN16	71	250	A	48,682
7560300114091114009	300	PN16	71	270	A	62,375
7560350114091114009	350	PN16	128	290	A	76,066
7560400114091114009	400	PN16	166	310	A	95,169
7560450114091114009	450	PN16	211	330	A	122,857
7560500114091114009	500	PN16	282	350	A	153,339
7560600114091114009	600	PN16	425	390	A	227,401
7560700114091114	700	PN16	523	435	A	409,008
7560800114091114	800	PN16	669	470	A	513,363
7560900114091114	900	PN16	881	510	A	637,604
7561000114091114	1000	PN16	1120	550	A	780,186
7561200114091114	1200	PN16	1683	630	A	1,112,459

Valve actuation prices on request.

Flip to find gear and actuator details >

# BUTTERFLY VALVES, SERIES 756

## Series 756 /2 - PN25

Resilient seated, Double  
Eccentric BFV, bare shaft

Ductile iron body and disc with  
epoxy coating

Integral Body Seat

Stainless steel shaft with  
self-lubricating bearings

Suitable for drinking water and  
neutral liquids to max. 70°C

Short face to face

Designed to EN593

Face to face according to EN558 T2

Basic series 13



AVK ref. no.	DN mm	Flange Drilling	Theoretical weight/kg	F/F mm	Delivery code	Gross price ZAR
7560200274099114	200	PN25	47	152	C	28,152
7560250274099114	250	PN25	64	165	C	34,562
7560300274099114	300	PN25	91	178	C	43,803
7560350274099114	350	PN25	115	190	C	48,519
7560400274099114	400	PN25	153	216	C	70,272
7560450274099114	450	PN25	193	222	C	90,384
7560500274099114	500	PN25	233	229	C	104,576
7560600274099114	600	PN25	262	267	C	155,208
7560700274099114	700	PN25	410	292	C	253,469
7560800274099114	800	PN25	545	318	C	326,253
7560900274099114	900	PN25	679	330	C	378,250
7561000274099114	1000	PN25	911	410	C	516,686
7561200274099114	1200	PN25	1345	470	C	727,221

Valve actuation prices on request.

[Flip to find gear  
and actuator details >](#)

# BUTTERFLY VALVES ACTUATION

## Series 755

Valve with IP67 manual gear  
and handwheel  
Rotork gear



AVK ref. no.	Delivery code	Gross price ZAR
755458012700402	B	5,540
755458012800401	B	5,682
755459032700702	B	7,544
755459032900703	B	7,544
755460102900903	B	10,940
755462802242406	B	23,150
755463872242406	B	40,221
755488782201006	B	18,256
755488783041004	B	18,256
755488784501006	B	8,256
755493862342406	B	39,039

**Auma electrical actuator**  
Valve with IP67 ISO flange  
Type SA

Contact AVK Southern Africa  
for further information



Auma ref. no.	Delivery code	Gross price ZAR
SA07.6-B3 / 5,6 RPM	B	price on request
SA07.2-B3 / 22 RPM	B	price on request
SA07.6-B3 / 22 RPM	B	price on request
SA07.6-B3 / 45 RPM	B	price on request
SA10.2-B3 / 22 RPM	B	price on request
SA10.2-B3 / 45 RPM	B	price on request

# BUTTERFLY VALVES ACTUATION

## Valve with IP67 manual gear and handwheel

AVK valve variant	DN	PN	Rotork gear selection	Valve ISO flange	Valve shaft Ø	Hand wheel Ø	Gear Ratio	AVK ref no.
756/218-005	150	10/16	AB550N	F10	22	250	34:1	755458018100401
756/218-005	200	10	AB550N	F10	25	250	34:1	755458012800401
756/218-005	200	16	AB550N	F10	25	250	34:1	755458012800401
756/218-005	250	10	AB550N	F10	25	250	34:1	755458012800401
756/218-005	250	16	AB550N	F10	25	250	34:1	755458012800401
756/218-005	300	10	AB550N	F12	35	250	34:1	755458012700402
756/218-005	300	16	AB550N	F12	35	400	38:1	755459032700702
756/218-005	350	10	AB550N	F12	35	250	34:1	755458012700402
756/218-005	350	16	AB880N	F12	35	400	38:1	755459032700702
756/218-005	400	10	AB880N	F12	35	400	38:1	755459032700702
756/218-005	400	16	AB880N	F14	45	500	38:1	755459032700702
756/218-005	450	10	AB880N	F14	45	400	38:1	755459032900703
756/218-005	450	16	AB1250N	F14	45	500	55:1	755460102900903
756/218-005	500	10	AB880N	F14	45	400	38:1	755459032900703
756/218-005	500	16	AB1250N	F14	45	500	55:1	755460102900903
756/218-005	600	10	AB1250N	F14	45	500	55:1	755460102900903
756/218-005	600	16	AB2000N	F16	50	600	109:1	755488783041004
756/218-001	700	10	AB2000N	F25	65	600	109:1	755488784501006
756/218-001	700	16	AB1950N/PR4	F25	65	700	217:1	755462804542406
756/218-001	800	10	AB2000N	F25	80	600	109:1	755488782201006
756/218-001	800	16	AB1950N/PR4	F25	80	700	217:1	755462802242406
756/218-001	900	10	AB1950N/PR4	F25	80	700	217:1	755462802242406
756/218-001	900	16	AB6800N/PR4	F25	80	700	326:1	755463872242406
756/218-001	1000	10	AB3000N/PR4	F25	100	700	243:1	755493862342406
756/218-001	1000	16	AB6800N/PR4	F25	100	600	326:1	755463872341006
756/218-001	1200	10	AB6800N/PR4	F30	100	600	326:1	755463872341006
756/218-001	1200	16	A200N/PR10	F30	130	700	729:1	755472894142409

## Valve with IP67 ISO flange and electrical actuator

AVK valve variant	DN	PN	Rotork gear selection	Valve side	Actuator side flange	Gear ratio	Gear AVK item number	Auma selection*
756/202-007	200	10	AB550M	F10 / Ø25	F10 / Ø20	34:1	7554C9012801501	SA07.6-B3 / 5,6 RPM
756/202-007	200	16	AB550M	F10 / Ø25	F10 / Ø20	34:1	7554C9012801501	SA07.6-B3 / 5,6 RPM
756/202-007	250	10	AB550M	F10 / Ø25	F10 / Ø20	34:1	7554C9012801501	SA07.6-B3 / 5,6 RPM
756/202-007	250	16	AB550M	F10 / Ø25	F10 / Ø20	34:1	7554C9012801501	SA07.6-B3 / 5,6 RPM
756/202-007	300	10	IW3-A2	F12 / Ø35	F10 / Ø20	48:1	755307912701502	SA07.6-B3 / 5,6 RPM
756/202-007	300	16	AB1250M/PR4	F12 / Ø35	F10 / Ø20	48:1	7554D1C32701502	SA07.2-B3 / 22 RPM
756/202-007	350	10	AB1250M/PR4	F12 / Ø35	F10 / Ø20	201:1	7554D1C32701502	SA07.2-B3 / 22 RPM
756/202-007	350	16	AB1250M/PR4	F12 / Ø35	F10 / Ø20	201:1	7554D1C32701502	SA07.2-B3 / 22 RPM
756/202-007	400	10	AB1250M/PR4	F12 / Ø35	F10 / Ø20	201:1	7554D1C32701502	SA07.2-B3 / 22 RPM
756/202-007	400	16	AB1250M/PR4	F12 / Ø35	F10 / Ø20	201:1	7554D1C32701502	SA07.2-B3 / 22 RPM
756/202-007	450	10	AB1250M/PR4	F14 / Ø45	F10 / Ø20	201:1	7554D1C32901503	SA07.2-B3 / 22 RPM
756/202-007	450	16	IW4R-A2	F14 / Ø45	F10 / Ø20	184:1	7553A8D22901503	SA07.2-B3 / 22 RPM
756/202-007	500	10	AB1250M/PR4	F14 / Ø45	F10 / Ø20	201:1	7554D1C32901503	SA07.2-B3 / 22 RPM
756/202-007	500	16	IW4R-A2	F14 / Ø45	F10 / Ø20	184:1	7553A8D22901503	SA07.6-B3 / 22 RPM
756/202-007	600	10	IW5R-A2	F14 / Ø45	F10 / Ø20	192:1	7553B1262901503	SA07.6-B3 / 22 RPM
756/202-007	600	16	IW5R-A2	F16 / Ø50	F10 / Ø20	243:1	7553B1863041504	SA07.6-B3 / 22 RPM
756/202-003	700	10	IW5R-A2	F25 / Ø65	F10 / Ø20	243:1	7553B1864541506	SA07.6-B3 / 22 RPM
756/202-003	700	16	IW6R-A2	F25 / Ø65	F10 / Ø20	456:1	7553B2A94501506	SA07.6-B3 / 45 RPM
756/202-003	800	10	IW6R-A2	F25 / Ø80	F10 / Ø20	304:1	7553B2B12201506	SA07.6-B3 / 22 RPM
756/202-003	800	16	IW6R-A2	F25 / Ø80	F10 / Ø20	456:1	7553B2A92201506	SA07.6-B3 / 45 RPM
756/202-003	900	10	IW6R-A2	F25 / Ø80	F10 / Ø20	456:1	7553B2A92201506	SA07.6-B3 / 45 RPM
756/202-003	900	16	IW66R-A2	F25 / Ø80	F10 / Ø20	304:1	755359B12241506	SA10.2-B3 / 22 RPM
756/202-003	1000	10	IW7R-A2	F25 / Ø100	F10 / Ø20	768:1	755360A62341506	SA07.6-B3 / 45 RPM
756/202-003	1000	16	IW7R-A2	F25 / Ø100	F10 / Ø20	768:1	755360A62341506	SA07.6-B3 / 45 RPM
756/202-003	1200	10	IW7R-A2	F30 / Ø100	F10 / Ø20	768:1	755360A62341507	SA07.6-B3 / 45 RPM
756/202-003	1200	16	IW76R-A2	F30 / Ø130	F10 / Ø20	572:1	755362B34141507	SA10.2-B3 / 45 RPM


\* for Auma selection please consult AVK SA for further information. Note that the sizing of the Auma is done according to the AVK standard selected gearboxes and gear ratios, selecting a smaller or larger actuator is not recommended as this will mean that gears have to be re-sized. The selected Auma actuators comply to S15 running time for full open/close cycle.





## 6145/08-001

Gunric Butterfly Valve, Triple Eccentric, laminated metal seated, ductile iron body, bare shaft




AVK ref. no.	DN mm	PN Class	Flange drilling	Deliv. code	Gross price ZAR
6145-0900-08-0635200000	900	PN10	PN10	C	1,086,404
6145-1200-08-0635200000	1200	PN10	PN10	C	1,848,462



## 6145/09-001

Gunric Butterfly Valve, Triple Eccentric, laminated metal seated, ductile iron body, bare shaft




AVK ref. no.	DN mm	PN Class	Flange drilling	Deliv. code	Gross price ZAR
6145-0800-09-0735200000	800	PN16	PN16	C	858,521
6145-1000-09-07352AG000	1000	PN16	PN16	C	1,399,292
6145-1200-09-07352AK000	1200	PN16	PN16	C	2,120,976
6145-1400-09-07352AK000	1400	PN16	PN16	C	2,852,500



## 6145/10-001

Gunric Butterfly Valve, Triple Eccentric, laminated metal seated, ASTM A216 WCB body, bare shaft




AVK ref. no.	DN mm	PN Class	Flange drilling	Deliv. code	Gross price ZAR
6145-0150-10-0835200000	150	PN25	PN25	C	177,421
6145-0200-10-0835200000	200	PN25	PN25	C	200,914
6145-0900-10-08352AG000	900	PN25	PN25	C	1,400,769
6145-1000-10-08352AG000	1000	PN25	PN25	C	1,892,539



## 6145/11-001

Gunric Butterfly Valve, Triple Eccentric, laminated metal seated, ASTM A216 WCB body, bare shaft



AVK ref. no.	DN mm	PN Class	Flange drilling	Deliv. code	Gross price ZAR
6145-0250-11-0935200000	250	PN40	PN40	C	337,046
6145-0400-11-0935200000	400	PN40	PN40	C	564,107
6145-0500-11-0935200000	500	PN40	PN40	C	820,362
6145-0700-11-0935200000	700	PN40	PN40	C	1,221,940
6145-0800-11-09352AI000	800	PN40	PN40	C	1,595,869
6145-1000-11-09352AL000	1000	PN40	PN40	C	2,444,464
6145-1200-11-09352AL000	1200	PN40	PN40	C	3,508,961





**41/60-011**

Resilient seat, EN 1074, free RH side SS shaft, brass bushings, A2 bolts, SANS664 coating, PN10/16  
Face-to-face dimension according to EN 558, Series 48  
Ductile iron  
EPDM rubber  
Coated according to ZA-standard SANS 664



AVK ref. no.	DN mm	Flange drilling	Face to Face	Theoretical weight/kg	Deliv. code	Gross price ZAR
41-050-60-01833	50	PN16	EN558/48	13	A	14,770
41-080-60-01833	80	PN16	EN558/48	20	A	11,475
41-100-60-01833	100	PN16	EN558/48	21	A	13,216
41-150-60-01833	150	PN16	EN558/48	51	A	22,978
41-200-60-00833	200	PN10	EN558/48	83	A	37,122
41-200-60-01833	200	PN16	EN558/48	83	A	37,122
41-250-60-01833	250	PN16	EN558/48	183	A	79,614
41-300-60-01833	300	PN16	EN558/48	231	A	96,763



**41/60-013**

Resilient seat, EN 1074, free RH side SS shaft, brass bushings, A2 bolts, SANS664 coating, PN16, LCR  
Face-to-face dimension according to EN 558, Series 48  
Ductile iron  
EPDM rubber  
Coated according to ZA-standard SANS 664



AVK ref. no.	DN mm	Flange drilling	Face to Face	Theoretical weight/kg	Deliv. code	Gross price ZAR
41-050-60-0183300000008	50	PN16	EN558/48	13	C	22,997
41-080-60-0183300000008	80	PN16	EN558/48	20	C	21,838
41-100-60-0183300000008	100	PN16	EN558/48	21	C	23,832
41-150-60-0183300000008	150	PN16	EN558/48	51	C	37,454
41-200-60-0183300000008	200	PN16	EN558/48	83	C	45,761
41-250-60-0183300000008	250	PN16	EN558/48	183	C	106,723
41-300-60-0183300000008	300	PN16	EN558/48	231	C	132,978



**41/D-001**

Lever and weight kit, swing check valve  
Ductile iron  
Fusion bonded epoxy to DIN 3476-1 and EN 14901



AVK ref. no.	DN/DN	Theoretical weight/kg	Deliv. code	Gross price ZAR
41-080-23-000	50 - 80	2.8	A	1,560
41-100-23-000	100 - 100	2.9	A	1,840
41-150-23-000	125 - 150	5.6	A	2,344
41-200-23-000	200 - 200	5.7	A	2,702
41-300-23-000	250 - 300	13	A	5,635



**41/36-001**

Metal seat alu-bronze, EN 1074, lever/weight RH side SS shaft, brass bushings, A2 bolts  
Face-to-face dimension according to EN 558, Series 48  
Ductile iron  
EPDM rubber  
Fusion bonded epoxy to DIN 3476-1 and EN 14901



AVK ref. no.	DN mm	Flange drilling	Theoretical weight/kg	Deliv. code	Gross price ZAR
41-350-36-00800	350	PN10	307	C	138,515
41-350-36-01800	350	PN16	307	C	138,515
41-400-36-00800	400	PN10	447	C	165,288
41-400-36-01800	400	PN16	447	C	165,288
41-450-36-01800	450	PN16	583	C	217,803
41-500-36-00800	500	PN10	750	C	265,742
41-500-36-01800	500	PN16	750	C	265,742
41-600-36-01800	600	PN16	1006	C	340,555



**41/61-011**

Resilient seat, EN 1074, closed ends SS shaft, brass bushings, A2 bolts, SANS664 coating, PN16

Face-to-face dimension according to EN 558, Series 48

Ductile iron  
EPDM rubber

Coated according to ZA-standard SANS 664



AVK ref. no.	DN mm	Flange drilling	Face to Face	Theoretical weight/kg	Deliv. code	Gross price ZAR
41-050-61-01833	50	PN16	EN558/48	12	A	11,252
41-080-61-01833	80	PN16	EN558/48	17	A	10,229
41-100-61-01833	100	PN16	EN558/48	21	A	11,898
41-150-61-01833	150	PN16	EN558/48	42	A	20,075
41-200-61-01833	200	PN16	EN558/48	67	A	36,424
41-250-61-01833	250	PN16	EN558/48	183	A	86,290
41-300-61-01833	300	PN16	EN558/48	197	A	104,541



**41/61-013**

Resilient seat, EN 1074, closed ends SS shaft, brass bushings, A2 bolts, SANS664 coating, PN16, LCR

Face-to-face dimension according to EN 558, Series 48

Ductile iron  
EPDM rubber

Coated according to ZA-standard SANS 664



AVK ref. no.	DN mm	Flange drilling	Theoretical weight/kg	Deliv. code	Gross price ZAR
41-050-61-0183300000008	50	PN16	12	C	18,916
41-080-61-0183300000008	80	PN16	17	C	19,323
41-100-61-0183300000008	100	PN16	21	C	21,219
41-150-61-0183300000008	150	PN16	42	C	32,535
41-200-61-0183300000008	200	PN16	67	C	46,215
41-250-61-0183300000008	250	PN16	183	C	102,794
41-300-61-0183300000008	300	PN16	197	C	129,083



**6143/02-002**

IPV Wafer Check Valve, Single Door, CF8M body, C533, class 150, fits ASA150 flanges



AVK ref. no.	DN mm	PN Class	Flange drilling	Deliv. code	Gross price ZAR
6143-0050-02-1803000000	50	ANSI CL150	ANSI 150	C	18,269
6143-0080-02-1803000000	80	ANSI CL150	ANSI 150	C	21,970
6143-0100-02-1803000000	100	ANSI CL150	ANSI 150	C	33,799
6143-0150-02-1803000000	150	ANSI CL150	ANSI 150	C	49,535
6143-0200-02-1803000000	200	ANSI CL150	ANSI 150	C	65,231
6143-0250-02-1803000000	250	ANSI CL150	ANSI 150	C	113,395
6143-0300-02-1803000000	300	ANSI CL150	ANSI 150	C	151,205
6143-0350-02-1803000000	350	ANSI CL150	ANSI 150	C	196,890



**6143/03-002**

IPV Wafer Check Valve, Single Door, CF8M body, C633, class 300, fits ASA300 flanges



AVK ref. no.	DN mm	PN Class	Flange drilling	Deliv. code	Gross price ZAR
6143-0050-03-1903000000	50	ANSI CL300	ANSI 300	C	19,951
6143-0080-03-1903000000	80	ANSI CL300	ANSI 300	C	23,909
6143-0100-03-1903000000	100	ANSI CL300	ANSI 300	C	37,327
6143-0150-03-1903000000	150	ANSI CL300	ANSI 300	C	55,131
6143-0200-03-1903000000	200	ANSI CL300	ANSI 300	C	71,896
6143-0250-03-1903000000	250	ANSI CL300	ANSI 300	C	127,795
6143-0300-03-1903000000	300	ANSI CL300	ANSI 300	C	171,211
6143-0350-03-1903000000	350	ANSI CL300	ANSI 300	C	229,978



**6143/02-001**

IPV Wafer Check Valve, Single Door, WCB body, C523, class 150, fits ASA150 flanges



AVK ref. no.	DN mm	PN Class	Flange drilling	Deliv. code	Gross price ZAR
6143-0050-02-1801B00000	50	ANSI CL150	ANSI 150	C	15,904
6143-0080-02-1801B00000	80	ANSI CL150	ANSI 150	C	17,301
6143-0100-02-1801B00000	100	ANSI CL150	ANSI 150	C	22,293
6143-0150-02-1801B00000	150	ANSI CL150	ANSI 150	C	33,115
6143-0200-02-1801B00000	200	ANSI CL150	ANSI 150	C	48,962
6143-0250-02-1801B00000	250	ANSI CL150	ANSI 150	C	66,115
6143-0300-02-1801B00000	300	ANSI CL150	ANSI 150	C	86,101
6143-0350-02-1801B00000	350	ANSI CL150	ANSI 150	C	114,583



**6143/03-001**

IPV Wafer Check Valve,  
Single Door, WCB body,  
C623, class 300, fits ASA300  
flanges



AVK ref. no.	DN mm	PN Class	Flange drilling	Deliv. code	Gross price ZAR
6143-0050-03-1901B00000	50	ANSI CL300	ANSI 300	C	16,611
6143-0080-03-1901B00000	80	ANSI CL300	ANSI 300	C	18,099
6143-0100-03-1901B00000	100	ANSI CL300	ANSI 300	C	23,311
6143-0150-03-1901B00000	150	ANSI CL300	ANSI 300	C	34,853



## 53/30-005

Ball check valve, BSP thread, A2 bolts, nuts and washers  
Ductile iron  
NBR rubber  
AVK coating standard



AVK ref. no.	DN mm	BSP thread Inch	PN Class	Theoretical weight/kg	Deliv. code	Gross price ZAR
53-032-30-9007	32	1¼"	PN10	2.0	C	2,305
53-040-30-9007	40	1½"	PN10	2.0	C	2,879
53-050-30-9007	50	2"	PN10	3.0	C	3,214



## 53/35-004

Ball check valve, flanged, PN10/16, A2 bolts/zinc-coated A4 nuts  
Face-to-face dimension according to EN 558, Series 48  
Ductile iron  
NBR rubber  
Coated according to ZA-standard SANS 664



AVK ref. no.	DN mm	Flange drilling	PN Class	Face to Face	Theoretical weight/kg	Deliv. code	Gross price ZAR
53-050-35-1033	50	PN16	PN10	EN558/48	7.3	A	7,092
53-080-35-1033	80	PN16	PN10	EN558/48	12	A	5,829
53-100-35-1033	100	PN16	PN10	EN558/48	16	A	10,055
53-150-35-1033	150	PN16	PN10	EN558/48	32	A	14,389
53-200-35-1033	200	PN16	PN10	EN558/48	68	A	28,103
53-250-35-1033	250	PN16	PN10	EN558/48	93	A	53,529
53-300-35-1033	300	PN16	PN10	EN558/48	124	A	76,980



## 53/35-005

Ball check valve, flanged, tbl. D, A2 bolts/zinc-coated A4 nuts  
Face-to-face dimension according to EN 558, Series 48  
Ductile iron  
NBR rubber  
Coated according to ZA-standard SANS 664



AVK ref. no.	DN mm	Flange drilling	PN Class	Face to Face	Theoretical weight/kg	Deliv. code	Gross price ZAR
53-100-35-5033	100	BS10 D	PN10	EN558/48	16	A	9,322
53-150-35-5033	150	BS10 D	PN10	EN558/48	32	A	16,185



## 53/35-006

Ball check valve, flanged, PN10/16, A2 bolts/zinc-coated A4 nuts, LCR  
Face-to-face dimension according to EN 558, Series 48  
Ductile iron  
NBR rubber  
Coated according to ZA-standard SANS 664



AVK ref. no.	DN mm	Flange drilling	PN Class	Face to Face	Theoretical weight/kg	Deliv. code	Gross price ZAR
53-050-35-1033000000008	50	PN16	PN10	EN558/48	7.3	C	9,313
53-080-35-1033000000008	80	PN16	PN10	EN558/48	12	C	9,706
53-100-35-1033000000008	100	PN16	PN10	EN558/48	16	C	13,632
53-150-35-1033000000008	150	PN16	PN10	EN558/48	32	C	20,038
53-200-35-1033000000008	200	PN16	PN10	EN558/48	68	C	43,676
53-250-35-1033000000008	250	PN16	PN10	EN558/48	112	C	78,208
53-300-35-1033000000008	300	PN16	PN10	EN558/48	163	C	115,956








**6135/18-001**

Premier Valves Flanged Check Valve, self-closing multi-door, two-piece body, lever and weight - RH in direction of flow, with position indicator, PN25

Ductile iron

Carboline Carboguard 891 2Pack Epoxy, 300 µm Int., 250 µm Ext.



AVK ref. no.

DN

PN

Deliv.

Gross price

mm

Class

code

ZAR

6135-0600-18-030701005

600

PN25

C

1,520,257





## 6146/08-001

Gunric Tilting Disc Check Valve, SABS 1431 Gr300 wa body and disc material, PN16



AVK ref. no.	DN mm	PN Class	Flange drilling	Theoretical weight/kg	Deliv. code	Gross price ZAR
6146-0200-08-07351	200	PN16	PN16	67	C	215,450
6146-0250-08-07351	250	PN16	PN16	85	C	267,408
6146-0300-08-07351	300	PN16	PN16	145	C	309,131
6146-0350-08-07351	350	PN16	PN16	180	C	338,773
6146-0400-08-07351	400	PN16	PN16	265	C	424,502
6146-0600-08-07351	600	PN16	PN16	645	C	779,140

## 6146/09-001

Gunric Tilting Disc Check Valve, SABS 1431 Gr300 wa body and disc material, PN25



AVK ref. no.	DN mm	PN Class	Flange drilling	Theoretical weight/kg	Deliv. code	Gross price ZAR
6146-0800-09-08351	800	PN25	PN25	970	C	1,653,891

## 6146/10-001

Gunric Tilting Disc Check Valve, SABS 1431 Gr300 wa body and disc material, PN40



AVK ref. no.	DN mm	PN Class	Flange drilling	Theoretical weight/kg	Deliv. code	Gross price ZAR
6146-0800-10-09351	800	PN40	PN40	1250	C	1,911,015

## 6146/05-001

Gunric Tilting Disc Check Valve, SABS 1431 Gr300 wa body and disc material, PN10



AVK ref. no.	DN mm	PN Class	Flange drilling	Theoretical weight/kg	Deliv. code	Gross price ZAR
6146-0200-05-06351	200	PN10	PN10	67	C	205,177
6146-0250-05-06351	250	PN10	PN10	85	C	250,196
6146-0300-05-06351	300	PN10	PN10	138	C	288,912
6146-0350-05-06351	350	PN10	PN10	165	C	338,773
6146-0400-05-06351	400	PN10	PN10	185	C	405,188
6146-0500-05-06351	500	PN10	PN10	250	C	676,154
6146-0600-05-06351	600	PN10	PN10	535	C	728,710
6146-0800-05-06351	800	PN10	PN10	785	C	1,258,662
6146-1000-05-06351	1000	PN10	PN10	1820	C	2,000,600
6146-1200-05-06351	1200	PN10	PN10	1993	C	2,862,730

## 1410/35-001

Tilting Disc Check Valve, model RM  
Face-to-face dimension according to EN 558, Series 16  
Stainless steel



AVK ref. no.	DN mm	PN Class	Deliv. code	Gross price ZAR
1410-0050-35-0000002	50	PN40	A	13,890
1410-0080-35-0000004	80	PN40	A	16,608
1410-0100-35-0000005	100	PN40	A	20,130
1410-0125-35-0000006	125	PN40	A	25,263
1410-0150-35-0000007	150	PN40	A	29,088
1410-0200-35-0000008	200	PN40	A	40,562
1410-0250-35-0000009	250	PN40	A	57,320
1410-0300-35-0000010	300	PN40	A	73,072
1410-0350-35-0000011	350	PN25	A	105,028
1410-0400-35-0000012	400	PN25	A	131,649
1410-0450-35-0000013	450	PN25	A	191,586



**6142/01-001**

Series 6142A IPV R523, Ball valve, Reduced Bore, 1 Piece design, Body WCB, Ball 316 SS, RTFE seats, Manually operated, Flanges as per ANSI Class 150, Design to ANSI B16.10



AVK ref. no.	DN mm	Description	Deliv. code	Gross price ZAR
6142-0040-01-1803B00088	40	LEVER OPERATED	C	25,788
6142-0050-01-1803B00088	50	LEVER OPERATED	C	32,377
6142-0080-01-1803B00088	80	LEVER OPERATED	C	44,669
6142-0100-01-1803B00088	100	LEVER OPERATED	C	61,058
6142-0150-01-1803B00088	150	LEVER OPERATED	C	109,221
6142-0200-01-1803B00020	200	GEARBOX HANDWHEEL	C	170,171
6142-0200-01-1803B00088	200	LEVER OPERATED	C	142,248
6142-0250-01-1803B00020	250	GEARBOX HANDWHEEL	C	210,314
6142-0300-01-1803B00020	300	GEARBOX HANDWHEEL	C	395,531

**6142/01-002**

Series 6142A IPV R533, Ball valve, Reduced Bore, 1 Piece design, Body CF8M, Ball 316 SS, RTFE seats, Manually operated, Flanges as per ANSI Class 150, Design to ANSI B16.10



AVK ref. no.	DN mm	Description	Deliv. code	Gross price ZAR
6142-0040-01-1809000088	40	LEVER OPERATED	C	34,843
6142-0050-01-1809000088	50	LEVER OPERATED	C	43,410
6142-0080-01-1809000088	80	LEVER OPERATED	C	67,559
6142-0100-01-1809000088	100	LEVER OPERATED	C	94,827
6142-0150-01-1809000088	150	LEVER OPERATED	C	151,728
6142-0200-01-1809000020	200	GEARBOX HANDWHEEL	C	253,386
6142-0200-01-1809000088	200	LEVER OPERATED	C	223,451
6142-0250-01-1809000020	250	GEARBOX HANDWHEEL	C	310,389
6142-0300-01-1809000020	300	GEARBOX HANDWHEEL	C	632,615

**6142/01-003**

Series 6142A IPV R534, Ball valve, Reduced Bore, 1 Piece design, Body CF8M, Ball/ Stem/ Gland bush Alloy 20, RTFE seats, Manually operated, Flanges as per ANSI Class 150, Design to ANSI B16.10



AVK ref. no.	DN mm	Description	Deliv. code	Gross price ZAR
6142-0040-01-1812000088	40	LEVER OPERATED	C	56,831
6142-0050-01-1812000088	50	LEVER OPERATED	C	63,901
6142-0080-01-1812000088	80	LEVER OPERATED	C	22,288
6142-0100-01-1812000020	100	GEARBOX HANDWHEEL	C	171,098
6142-0100-01-1812000088	100	LEVER OPERATED	C	145,391
6142-0150-01-1812000020	150	GEARBOX HANDWHEEL	C	240,892
6142-0150-01-1812000088	150	LEVER OPERATED	C	213,725

**6142/01-004**

1 pc reduced bore, Class 150, Ball Valve, Fig. R544, Alloy-20 Body & Trim, PTFE Seats & Packing



AVK ref. no.	DN mm	Description	Deliv. code	Gross price ZAR
6142-0040-01-1813000088	40	LEVER OPERATED	C	70,070
6142-0050-01-1813000088	50	LEVER OPERATED	C	80,463
6142-0080-01-1813000088	80	LEVER OPERATED	C	122,580
6142-0100-01-1813000020	100	GEARBOX HANDWHEEL	C	214,567
6142-0100-01-1813000088	100	LEVER OPERATED	C	188,860
6142-0150-01-1813000020	150	GEARBOX HANDWHEEL	C	308,293
6142-0150-01-1813000088	150	LEVER OPERATED	C	281,125

**6142/02-001**

1 pc full bore, raised face ANSI flanges, F523, WCB body, CF8M ball, SS 316 stem, RTFE seats, graphite packing, QD Black Industrial Enamel coating on body only, hand lever, class 150



AVK ref. no.	DN mm	Description	Deliv. code	Gross price ZAR
6142-0015-02-1803B00080	15	LEVER OPERATED	C	19,383
6142-0020-02-1803B00080	20	LEVER OPERATED	C	20,463



**6142/02-002**

1 pc full bore, raised face ANSI flanges, F533, CF8M body and ball, SS 316 stem, RTFE seats, graphite packing, hand lever, class 150



AVK ref. no.	DN mm	Description	Deliv. code	Gross price ZAR
6142-0015-02-1809000080	15	LEVER OPERATED	C	22,877
6142-0020-02-1809000080	20	LEVER OPERATED	C	24,932
6142-0025-02-1809000088 (1)	25	LEVER OPERATED	C	33,098

(1) Locking device



**6142/02-003**

1 pc full bore, raised face ANSI flanges, F544/Alloy 20 body, Alloy 20 ball and stem, RTFE seats, graphite packing, hand lever, locking device, class 150



AVK ref. no.	DN mm	Description	Deliv. code	Gross price ZAR
6142-0025-02-1815000088	25	LEVER OPERATED	C	41,170



**6142/03-001**

AVK Ball valve, Hand lever/gearbox, F523, class 150, 2pc full bore



AVK ref. no.	DN mm	Description	Deliv. code	Gross price ZAR
6142-0050-03-1803B00088	50	LEVER OPERATED	C	50,851
6142-0080-03-1803B00088	80	LEVER OPERATED	C	70,780
6142-0100-03-1803B00088	100	LEVER OPERATED	C	99,243
6142-0150-03-1803B00020	150	GEARBOX HANDWHEEL	C	258,282
6142-0200-03-1803B00020	200	GEARBOX HANDWHEEL	C	314,393



**6142/03-002**

AVK Ball valve, Hand lever/gearbox, F533, class 150, 1pc reduced bore



AVK ref. no.	DN mm	Description	Deliv. code	Gross price ZAR
6142-0050-03-1809000088	50	LEVER OPERATED	C	70,028
6142-0080-03-1809000088	80	LEVER OPERATED	C	106,762
6142-0100-03-1809000088	100	LEVER OPERATED	C	142,845
6142-0150-03-1809000020	150	GEARBOX HANDWHEEL	C	350,935
6142-0200-03-1809000020	200	GEARBOX HANDWHEEL	C	480,691



**6142/04-001**

Series 6142A IPV R623, Ball valve, Reduced Bore, 1 Piece design, Body WCB, Ball 316 SS, RTFE seats, Manually operated, Flanges as per ANSI Class 300, Design to ANSI B16.10



AVK ref. no.	DN mm	Description	Deliv. code	Gross price ZAR
6142-0040-04-1901B00088	40	LEVER OPERATED	C	26,375
6142-0050-04-1901B00088	50	LEVER OPERATED	C	36,603
6142-0080-04-1901B00088	80	LEVER OPERATED	C	46,525
6142-0100-04-1901B00088	100	LEVER OPERATED	C	59,661
6142-0150-04-1901B00088	150	LEVER OPERATED	C	110,322
6142-0200-04-1901B00020	200	GEARBOX HANDWHEEL	C	189,563
6142-0200-04-1901B00088	200	LEVER OPERATED	C	164,407





**6142/04-002**

Series 6142A IPV R633, Ball valve, Reduced Bore, 1 Piece design, Body CF8M, Ball 316 SS, RTFE seats, Manually operated, Flanges as per ANSI Class 300, Design to ANSI B16.10



AVK ref. no.	DN mm	Description	Deliv. code	Gross price ZAR
6142-0040-04-1909000088	40	LEVER OPERATED	C	37,741
6142-0050-04-1909000088	50	LEVER OPERATED	C	55,098
6142-0080-04-1909000088	80	LEVER OPERATED	C	69,622
6142-0100-04-1909000088	100	LEVER OPERATED	C	96,305
6142-0150-04-1909000088	150	LEVER OPERATED	C	176,211
6142-0200-04-1912000020	200	GEARBOX HANDWHEEL	C	291,054
6142-0200-04-1912000088	200	LEVER OPERATED	C	265,899



**6142/04-003**

Series 6142A IPV R634, Ball valve, Reduced Bore, 1 Piece design, Body CF8M, Ball/ Stem/ Gland bush Alloy 20, RTFE seats, Manually operated, Flanges as per ANSI Class 300, Design to ANSI B16.10



AVK ref. no.	DN mm	Description	Deliv. code	Gross price ZAR
6142-0040-04-1912000088	40	LEVER OPERATED	C	70,813
6142-0050-04-1912000088	50	LEVER OPERATED	C	97,551
6142-0080-04-1912000088	80	LEVER OPERATED	C	120,862
6142-0100-04-1912000020	100	GEARBOX HANDWHEEL	C	203,169
6142-0100-04-1912000088	100	LEVER OPERATED	C	178,554
6142-0150-04-1912000020	150	GEARBOX HANDWHEEL	C	304,194
6142-0150-04-1912000088	150	LEVER OPERATED	C	279,147



**6142/04-004**

Series 6142A IPV R644, Ball valve, Reduced Bore, 1 Piece design, Body Alloy 20, Ball/ Stem/ Gland Bush ALLOY 20, RTFE seats, Manually operated, Flanges as per ANSI Class 300, Design to ANSI B16.10



AVK ref. no.	DN mm	Description	Deliv. code	Gross price ZAR
6142-0040-04-1915000088	40	LEVER OPERATED	C	96,353
6142-0050-04-1915000088	50	LEVER OPERATED	C	138,120
6142-0080-04-1915000088	80	LEVER OPERATED	C	155,415
6142-0100-04-1915000020	100	GEARBOX HANDWHEEL	C	233,494
6142-0100-04-1915000088	100	LEVER OPERATED	C	208,678
6142-0150-04-1915000020	150	GEARBOX HANDWHEEL	C	353,186
6142-0150-04-1915000088	150	LEVER OPERATED	C	327,934



**6142/16-001**

Series 6142 IPV F623, Ball valve, Full Bore Bore, 2 Piece design, Body WCB, Ball 316 SS, RTFE seats, Manually operated, Flanges as per ANSI Class 300, Design to ANSI B16.10



AVK ref. no.	DN mm	Description	Deliv. code	Gross price ZAR
6142-0015-16-1903B00088	15	LEVER OPERATED	C	21,904
6142-0020-16-1903B00088	20	LEVER OPERATED	C	22,937
6142-0025-16-1903B00088	25	LEVER OPERATED	C	24,225
6142-0040-16-1903B00088	40	LEVER OPERATED	C	44,297



**6142/16-002**

Series 6142 IPV F633, Ball valve, Full Bore, 2 Piece design, Body CF8M, Ball 316 SS, RTFE seats, Manually operated, Flanges as per ANSI Class 300, Design to ANSI B16.10



AVK ref. no.	DN mm	Description	Deliv. code	Gross price ZAR
6142-0015-16-1909000088	15	LEVER OPERATED	C	27,656
6142-0020-16-1909000088	20	LEVER OPERATED	C	30,175
6142-0025-16-1909000088	25	LEVER OPERATED	C	35,044
6142-0040-16-1909000088	40	LEVER OPERATED	C	58,777
6142-0050-16-1909000088	50	LEVER OPERATED	C	94,912









# AVK CONTROL VALVES

## SMART PRESSURE MANAGEMENT

AVK offers a wide range of control valves used for pressure reducing, pressure sustaining, flow maintaining, pressure relief and modulating level control, all with one thing in common, the consistently high quality in design and materials.



AVK control valves operate by means of the water pressure in the pipeline and are therefore a cost effective non energy consuming valve. All valves are auto adaptive meaning they react automatically to the different boundaries or pre-set conditions. In addition, the valves can be fitted with or interact with other electronic devices to be a part of an intelligent system.

### The most common types of control valves are PRV and PSV valves:

- A pressure reducing control valve (PRV) automatically reduces a higher inlet pressure to a lower outlet pressure regardless of changes in flow rate or inlet pressure
- A pressure sustaining control valve (PSV) automatically maintains a minimum pre-set inlet pressure regardless of changes in flow rate



The application of AVK control valves are vast, and we at AVK are committed to assist you in finding the right solution. Therefore, our product manager team is ready to assistance with sizing and layout according to your needs and specifications.



### Design features of the main valve

- Main valve design in ductile iron casting with fusion bonded epoxy coating to the highest standards
- The uniquely designed diaphragm secures fast reaction to changes in pressure
- Diaphragm in drinking water-approved EPDM
- Parabolic plug design provides precise regulation and stability at low flow. Further more, it reduces noise and vibration
- Lifted seat design prevents damage inside the valve body caused by cavitation. For extreme flow and pressure conditions an anti-cavitation trim can be installed

### Feature of the pilot system

- All AVK pilot systems enable easy fitting or changeover of the valve application without replacing the main valve
- Pilot systems are always offered in stainless steel 304 or 316 and provides independent adjustment of pilots controlling pressure pre-set values

**869/200X-001**

Reduced bore control valve,  
pressure reducing, SS-304/DI  
trim, PN10/16

Face-to-face dimension  
according to EN 558, Series  
1

Ductile iron

EPDM rubber, WRAS  
approved

Blue epoxy RAL 5017 300  
µm



AVK ref. no.	DN mm	Flange drilling	Pilot range bar	Theoretical weight/kg	Deliv. code	Gross price ZAR
869-0080-20-1340001	80	PN10/16	5 - 10	24	B	63,173
869-0080-20-1340002	80	PN10/16	10 - 16	24	B	63,173
869-0100-20-1340001	100	PN10/16	5 - 10	28	B	66,086
869-0100-20-1340002	100	PN10/16	10 - 16	28	B	66,086
869-0150-20-1340001	150	PN10/16	5 - 10	46	B	71,830
869-0150-20-1340002	150	PN10/16	10 - 16	46	B	71,830
869-0200-20-0340001	200	PN10	5 - 10	96	B	99,340
869-0200-20-1340001	200	PN16	5 - 10	96	B	99,340
869-0200-20-1340002	200	PN16	10 - 16	96	B	99,340
869-0250-20-0340001	250	PN10	5 - 10	157	B	123,775
869-0250-20-1340001	250	PN16	5 - 10	157	B	123,775
869-0250-20-1340002	250	PN16	10 - 16	157	B	123,775
869-0300-20-0340001	300	PN10	5 - 10	221	B	151,729
869-0300-20-1340001	300	PN16	5 - 10	221	B	151,729
869-0300-20-1340002	300	PN16	10 - 16	221	B	151,729
869-0350-20-0340001	350	PN10	5 - 10	324	C	198,111
869-0350-20-1340001	350	PN16	5 - 10	324	C	198,111
869-0350-20-1340002	350	PN16	10 - 16	324	C	198,111
869-0400-20-0340001	400	PN10	5 - 10	498	C	297,549
869-0400-20-1340001	400	PN16	5 - 10	498	C	297,549
869-0400-20-1340002	400	PN16	10 - 16	498	C	297,549
869-0450-20-0340001	450	PN10	5 - 10	636	C	340,998
869-0450-20-1340001	450	PN16	5 - 10	636	C	340,998
869-0450-20-1340002	450	PN16	10 - 16	636	C	340,998
869-0500-20-0340001	500	PN10	5 - 10	938	C	444,482
869-0500-20-1340001	500	PN16	5 - 10	938	C	444,482
869-0500-20-1340002	500	PN16	10 - 16	938	C	444,482



**869/201X-001**

Reduced bore control valve, pressure sustain/relief, SS-304/DI trim, PN10/16

Face-to-face dimension according to EN 558, Series 1

Ductile iron

EPDM rubber, WRAS approved

Blue epoxy RAL 5017 300 µm



AVK ref. no.	DN mm	Flange drilling	Pilot range bar	Theoretical weight/kg	Deliv. code	Gross price ZAR
869-0080-20-1340010	80	PN10/16	1.5 - 6	24	B	66,288
869-0080-20-1340011	80	PN10/16	5 - 10	24	B	66,288
869-0080-20-1340012	80	PN10/16	10 - 16	24	B	66,288
869-0100-20-1340010	100	PN10/16	1.5 - 6	28	B	69,201
869-0100-20-1340011	100	PN10/16	5 - 10	28	B	69,201
869-0100-20-1340012	100	PN10/16	10 - 16	28	B	69,201
869-0150-20-1340010	150	PN10/16	1.5 - 6	46	B	74,946
869-0150-20-1340011	150	PN10/16	5 - 10	46	B	74,946
869-0150-20-1340012	150	PN10/16	10 - 16	46	B	74,946
869-0200-20-0340010	200	PN10	1.5 - 6	96	B	102,455
869-0200-20-0340011	200	PN10	5 - 10	96	B	102,455
869-0200-20-1340010	200	PN16	1.5 - 6	96	B	102,455
869-0200-20-1340011	200	PN16	5 - 10	96	B	102,455
869-0200-20-1340012	200	PN16	10 - 16	96	B	102,455
869-0250-20-0340010	250	PN10	1.5 - 6	157	B	126,890
869-0250-20-0340011	250	PN10	5 - 10	157	B	126,890
869-0250-20-1340010	250	PN16	1.5 - 6	157	B	126,890
869-0250-20-1340011	250	PN16	5 - 10	157	B	126,890
869-0250-20-1340012	250	PN16	10 - 16	157	B	126,890
869-0300-20-0340010	300	PN10	1.5 - 6	221	B	151,729
869-0300-20-0340011	300	PN10	5 - 10	221	B	151,729
869-0300-20-1340010	300	PN16	1.5 - 6	221	B	151,729
869-0300-20-1340011	300	PN16	5 - 10	221	B	151,729
869-0300-20-1340012	300	PN16	10 - 16	221	B	151,729
869-0350-20-0340010	350	PN10	1.5 - 6	324	C	201,226
869-0350-20-0340011	350	PN10	5 - 10	324	C	201,226
869-0350-20-1340010	350	PN16	1.5 - 6	324	C	201,226
869-0350-20-1340011	350	PN16	5 - 10	324	C	201,226
869-0350-20-1340012	350	PN16	10 - 16	324	C	201,226
869-0400-20-0340010	400	PN10	1.5 - 6	498	C	300,665
869-0400-20-1340010	400	PN16	1.5 - 6	498	C	300,665
869-0450-20-0340010	450	PN10	1.5 - 6	636	C	344,113
869-0450-20-0340011	450	PN10	5 - 10	636	C	344,113
869-0450-20-1340010	450	PN16	1.5 - 6	636	C	344,113
869-0450-20-1340011	450	PN16	5 - 10	636	C	344,113
869-0450-20-1340012	450	PN16	10 - 16	636	C	344,113
869-0500-20-0340010	500	PN10	1.5 - 6	938	C	447,597
869-0500-20-1340010	500	PN16	1.5 - 6	938	C	447,597

**869/2034-001**

Reduced bore control valve, float level, modulating, SS-304/DI trim, PN10/16

Face-to-face dimension according to EN 558, Series 1

Ductile iron

EPDM rubber, WRAS approved

Blue epoxy RAL 5017 300 µm



AVK ref. no.	DN mm	Flange drilling	Theoretical weight/kg	Deliv. code	Gross price ZAR
869-0080-20-1340034	80	PN10/16	25	B	55,229
869-0100-20-1340034	100	PN10/16	30	B	59,544
869-0150-20-1340034	150	PN10/16	47	B	65,289
869-0200-20-0340034	200	PN10	97	B	92,798
869-0200-20-1340034	200	PN16	97	B	92,798
869-0250-20-0340034	250	PN10	158	B	118,790
869-0250-20-1340034	250	PN16	158	B	118,790
869-0300-20-1340034	300	PN16	222	B	146,745
869-0350-20-0340034	350	PN10	326	C	200,136
869-0350-20-1340034	350	PN16	326	C	200,136
869-0400-20-0340034	400	PN10	507	C	299,574
869-0450-20-0340034	450	PN10	647	C	343,023
869-0450-20-1340034	450	PN16	647	C	343,023

**869/2031-001**

Reduced bore control valve,  
altitude level, one way, SS-  
304/DI trim, PN10/16

Face-to-face dimension  
according to EN 558, Series  
1

Ductile iron

EPDM rubber, WRAS  
approved

Blue epoxy RAL 5017 300  
µm



AVK ref. no.	DN mm	PN Class	Flange drilling	Theoretical weight/kg	Deliv. code	Gross price ZAR
869-0080-20-1340030	80	PN 10/16	PN10/16	24	B	168,000
869-0080-20-1340031	80	PN 10/16	PN10/16	24	B	168,000
869-0100-20-1340030	100	PN 10/16	PN10/16	28	B	170,912
869-0100-20-1340031	100	PN 10/16	PN10/16	28	B	170,912
869-0150-20-1340030	150	PN 10/16	PN10/16	46	B	176,657
869-0150-20-1340031	150	PN 10/16	PN10/16	46	B	176,657
869-0200-20-0340030	200	PN10	PN10	96	B	204,166
869-0200-20-0340031	200	PN10	PN10	96	B	204,166
869-0200-20-1340030	200	PN16	PN16	96	B	204,166
869-0200-20-1340031	200	PN16	PN16	96	B	204,166
869-0250-20-0340030	250	PN10	PN10	157	B	228,601
869-0250-20-0340031	250	PN10	PN10	157	B	228,601
869-0250-20-1340030	250	PN16	PN16	157	B	228,601
869-0250-20-1340031	250	PN16	PN16	157	B	228,601
869-0300-20-0340030	300	PN10	PN10	221	B	263,565
869-0300-20-0340031	300	PN10	PN10	221	B	263,565
869-0300-20-1340030	300	PN16	PN16	221	B	263,565
869-0300-20-1340031	300	PN16	PN16	221	B	263,565
869-0350-20-0340030	350	PN10	PN10	324	C	308,389
869-0350-20-0340031	350	PN10	PN10	324	C	308,389
869-0350-20-1340030	350	PN16	PN16	324	C	308,389
869-0350-20-1340031	350	PN16	PN16	324	C	308,389
869-0400-20-0340030	400	PN10	PN10	505	C	407,827
869-0400-20-1340030	400	PN16	PN16	505	C	407,827
869-0450-20-0340030	450	PN10	PN10	645	C	451,276
869-0450-20-0340031	450	PN10	PN10	645	C	451,276
869-0450-20-1340030	450	PN16	PN16	645	C	451,276
869-0450-20-1340031	450	PN16	PN16	645	C	451,276
869-0500-20-0340031	500	PN10	PN10	945	C	555,760



**869/202X-001**

Reduced bore control valve,  
constant flow, SS-304/DI  
trim, PN10/16

Face-to-face dimension  
according to EN 558, Series  
1

Ductile iron

EPDM rubber

Blue epoxy RAL 5017 300  
µm



AVK ref. no.	DN mm	PN Class	Flange drilling	Flow range m3/h	Theoretical weight/kg	Deliv. code	Gross price ZAR
869-0080-20-1340020	80	PN16	PN10/16	7 - 18	26	B	70,182
869-0080-20-1340021	80	PN16	PN10/16	14 - 36	26	B	70,182
869-0080-20-1340022	80	PN16	PN10/16	27 - 65	26	B	70,182
869-0100-20-1340020	100	PN16	PN10/16	7 - 18	30	B	74,497
869-0100-20-1340021	100	PN16	PN10/16	14 - 34	30	B	74,497
869-0100-20-1340022	100	PN16	PN10/16	23 - 57	30	B	74,497
869-0150-20-1340020	150	PN16	PN10/16	30 - 75	48	B	82,889
869-0150-20-1340021	150	PN16	PN10/16	50 - 120	48	B	82,889
869-0150-20-1340022	150	PN16	PN10/16	80 - 200	48	B	82,889
869-0200-20-0340020	200	PN10	PN10	50 - 130	98	B	114,604
869-0200-20-0340021	200	PN10	PN10	115 - 290	98	B	114,604
869-0200-20-0340022	200	PN10	PN10	150 - 339	98	B	114,604
869-0200-20-1340020	200	PN16	PN16	50 - 130	98	B	114,604
869-0200-20-1340021	200	PN16	PN16	115 - 290	98	B	114,604
869-0200-20-1340022	200	PN16	PN16	150 - 365	98	B	114,604
869-0250-20-0340020	250	PN10	PN10	80 - 200	159	B	142,855
869-0250-20-0340021	250	PN10	PN10	140 - 350	159	B	142,855
869-0250-20-0340022	250	PN10	PN10	230 - 530	159	B	142,855
869-0250-20-1340020	250	PN16	PN16	85 - 200	159	B	142,855
869-0250-20-1340021	250	PN16	PN16	140 - 350	159	B	142,855
869-0250-20-1340022	250	PN16	PN16	230 - 570	159	B	142,855
869-0300-20-0340020	300	PN10	PN10	120 - 300	223	B	175,483
869-0300-20-0340021	300	PN10	PN10	175 - 430	223	B	175,483
869-0300-20-0340022	300	PN10	PN10	340 - 762	223	B	175,483
869-0300-20-1340020	300	PN16	PN16	120 - 300	223	B	175,483
869-0300-20-1340021	300	PN16	PN16	175 - 430	223	B	175,483
869-0300-20-1340022	300	PN16	PN16	340 - 825	223	B	175,483
869-0350-20-0340020	350	PN10	PN10	170 - 420	326	C	231,677
869-0350-20-0340021	350	PN10	PN10	225 - 555	326	C	231,677
869-0350-20-0340022	350	PN10	PN10	510 - 1039	326	C	231,677
869-0350-20-1340020	350	PN16	PN16	170 - 420	326	C	231,677
869-0350-20-1340021	350	PN16	PN16	225 - 555	326	C	231,677
869-0350-20-1340022	350	PN16	PN16	510 - 1250	326	C	231,677
869-0400-20-1340021	400	PN16	PN16	370 - 905	505	C	338,359
869-0400-20-1340022	400	PN16	PN16	525 - 1285	505	C	338,359
869-0450-20-0340020	450	PN10	PN10	280 - 690	645	C	399,330
869-0450-20-0340021	450	PN10	PN10	445 - 1090	645	C	399,330
869-0450-20-1340020	450	PN16	PN16	280 - 690	645	C	399,330
869-0450-20-1340021	450	PN16	PN16	445 - 1090	645	C	399,330
869-0450-20-1340022	450	PN16	PN16	675 - 1640	645	C	399,330
869-0600-20-1340022	600	PN16	PN16	970 - 2360	1292	C	658,426



## 6139/07-001

AVK Baker Control Valve, B100, Basic valve, no pipe work or hook-up  
Ductile iron



AVK ref. no.	DN mm	PN Class	Flange drilling	Deliv. code	Gross price ZAR
6139-0050-07-0813300	50	PN25	PN25	C	30,502
6139-0080-07-0813300	80	PN25	PN25	C	41,035
6139-0100-07-0813300	100	PN25	PN25	C	56,440
6139-0150-07-0813300	150	PN25	PN25	C	104,105
6139-0200-07-0813300	200	PN25	PN25	C	203,784
6139-0250-07-0813300	250	PN25	PN25	C	297,708
6139-0300-07-0813300	300	PN25	PN25	C	488,577
6139-0350-07-0813300	350	PN25	PN25	C	633,413
6139-0400-07-0813300	400	PN25	PN25	C	817,377
6139-0450-07-0813300	450	PN25	PN25	C	865,721
6139-0500-07-0813300	500	PN25	PN25	C	1,212,207

## 6139/08-001

AVK Baker Control Valve, B100, Basic valve, no pipe work or hook-up  
Ductile iron



AVK ref. no.	DN mm	PN Class	Flange drilling	Deliv. code	Gross price ZAR
6139-0050-08-0913300	50	PN40	PN40	C	30,502
6139-0080-08-0913300	80	PN40	PN40	C	41,035
6139-0100-08-0913300	100	PN40	PN40	C	60,458
6139-0150-08-0913300	150	PN40	PN40	C	110,235
6139-0200-08-0913300	200	PN40	PN40	C	215,828
6139-0250-08-0913300	250	PN40	PN40	C	313,186
6139-0300-08-0913300	300	PN40	PN40	C	541,844
6139-0350-08-0913300	350	PN40	PN40	C	684,024
6139-0400-08-0913300	400	PN40	PN40	C	897,179
6139-0450-08-0913300	450	PN40	PN40	C	963,536

## 6139/07-003

AVK Baker Control Valve, B110-14, Bi-level Control Valve, Differential Float  
Ductile iron



AVK ref. no.	DN mm	PN Class	Flange drilling	Deliv. code	Gross price ZAR
6139-0050-07-0813302000	50	PN25	PN25	C	93,602
6139-0080-07-0813302000	80	PN25	PN25	C	104,134
6139-0100-07-0813302000	100	PN25	PN25	C	120,644
6139-0150-07-0813302000	150	PN25	PN25	C	168,309
6139-0200-07-0813302000	200	PN25	PN25	C	269,594
6139-0250-07-0813302000	250	PN25	PN25	C	363,518
6139-0300-07-0813302000	300	PN25	PN25	C	554,387
6139-0350-07-0813302000	350	PN25	PN25	C	699,223
6139-0400-07-0813302000	400	PN25	PN25	C	891,700
6139-0450-07-0813302000	450	PN25	PN25	C	940,044
6139-0500-07-0813302000	500	PN25	PN25	C	1,286,530

## 6139/08-003

AVK Baker Control Valve, B110-14, Bi-level Control Valve, Differential Float  
Ductile iron



AVK ref. no.	DN mm	PN Class	Flange drilling	Deliv. code	Gross price ZAR
6139-0050-08-0913302000	50	PN40	PN40	C	94,926
6139-0080-08-0913302000	80	PN40	PN40	C	105,458
6139-0100-08-0913302000	100	PN40	PN40	C	28,511
6139-0150-08-0913302000	150	PN40	PN40	C	39,760
6139-0200-08-0913302000	200	PN40	PN40	C	64,042
6139-0250-08-0913302000	250	PN40	PN40	C	86,045
6139-0300-08-0913302000	300	PN40	PN40	C	137,721
6139-0350-08-0913302000	350	PN40	PN40	C	169,854
6139-0400-08-0913302000	400	PN40	PN40	C	220,240
6139-0450-08-0913302000	450	PN40	PN40	C	1,040,867





**6139/07-004**

AVK Baker Control Valve, B127-1, Altitude Control Valves w/ Elevated Tank, Pressure Reducing Ductile iron



AVK ref. no.	DN mm	PN Class	Flange drilling	Deliv. code	Gross price ZAR
6139-0050-07-0813303000	50	PN25	PN25	C	108,671
6139-0080-07-0813303000	80	PN25	PN25	C	119,204
6139-0100-07-0813303000	100	PN25	PN25	C	135,713
6139-0150-07-0813303000	150	PN25	PN25	C	183,378
6139-0200-07-0813303000	200	PN25	PN25	C	284,664
6139-0250-07-0813303000	250	PN25	PN25	C	378,587
6139-0300-07-0813303000	300	PN25	PN25	C	569,457
6139-0350-07-0813303000	350	PN25	PN25	C	714,293
6139-0400-07-0813303000	400	PN25	PN25	C	906,770
6139-0450-07-0813303000	450	PN25	PN25	C	955,113
6139-0500-07-0813303000	500	PN25	PN25	C	1,301,600

**6139/08-004**

AVK Baker Control Valve, B127-1, Altitude Control Valves w/ Elevated Tank, Pressure Reducing Ductile iron



AVK ref. no.	DN mm	PN Class	Flange drilling	Deliv. code	Gross price ZAR
6139-0050-08-0913303000	50	PN40	PN40	C	109,995
6139-0080-08-0913303000	80	PN40	PN40	C	120,528
6139-0100-08-0913303000	100	PN40	PN40	C	141,221
6139-0150-08-0913303000	150	PN40	PN40	C	190,999
6139-0200-08-0913303000	200	PN40	PN40	C	298,439
6139-0250-08-0913303000	250	PN40	PN40	C	395,796
6139-0300-08-0913303000	300	PN40	PN40	C	624,455
6139-0350-08-0913303000	350	PN40	PN40	C	766,634
6139-0400-08-0913303000	400	PN40	PN40	C	989,579
6139-0450-08-0913303000	450	PN40	PN40	C	1,055,936

**6139/07-005**

AVK Baker Control Valve, B113-6, Solenoid Operated Control Valve Ductile iron



AVK ref. no.	DN mm	PN Class	Flange drilling	Deliv. code	Gross price ZAR
6139-0050-07-0813307000	50	PN25	PN25	C	46,017
6139-0080-07-0813307000	80	PN25	PN25	C	56,550
6139-0100-07-0813307000	100	PN25	PN25	C	73,060
6139-0150-07-0813307000	150	PN25	PN25	C	120,725
6139-0200-07-0813307000	200	PN25	PN25	C	222,010
6139-0250-07-0813307000	250	PN25	PN25	C	315,934
6139-0300-07-0813307000	300	PN25	PN25	C	506,803
6139-0350-07-0813307000	350	PN25	PN25	C	651,639
6139-0400-07-0813307000	400	PN25	PN25	C	844,116
6139-0450-07-0813307000	450	PN25	PN25	C	892,460
6139-0500-07-0813307000	500	PN25	PN25	C	1,238,946

**6139/08-005**

AVK Baker Control Valve, B113-6, Solenoid Operated Control Valve Ductile iron



AVK ref. no.	DN mm	PN Class	Flange drilling	Deliv. code	Gross price ZAR
6139-0050-08-0913307000	50	PN40	PN40	C	57,472
6139-0080-08-0913307000	80	PN40	PN40	C	68,005
6139-0100-08-0913307000	100	PN40	PN40	C	88,698
6139-0150-08-0913307000	150	PN40	PN40	C	138,476
6139-0200-08-0913307000	200	PN40	PN40	C	245,916
6139-0250-08-0913307000	250	PN40	PN40	C	343,273
6139-0300-08-0913307000	300	PN40	PN40	C	571,932
6139-0350-08-0913307000	350	PN40	PN40	C	714,111
6139-0400-08-0913307000	400	PN40	PN40	C	937,056
6139-0450-08-0913307000	450	PN40	PN40	C	1,003,413



**6139/07-007**

AVK Baker Control Valve,  
B114, Rate of Flow  
Ductile iron



AVK ref. no.	DN mm	PN Class	Flange drilling	Deliv. code	Gross price ZAR
6139-0050-07-0813313000	50	PN25	PN25	C	84,106
6139-0080-07-0813313000	80	PN25	PN25	C	95,173
6139-0100-07-0813313000	100	PN25	PN25	C	112,389
6139-0150-07-0813313000	150	PN25	PN25	C	160,648
6139-0200-07-0813313000	200	PN25	PN25	C	265,146
6139-0250-07-0813313000	250	PN25	PN25	C	363,177
6139-0300-07-0813313000	300	PN25	PN25	C	559,391
6139-0350-07-0813313000	350	PN25	PN25	C	708,505
6139-0400-07-0813313000	400	PN25	PN25	C	918,348
6139-0450-07-0813313000	450	PN25	PN25	C	972,873
6139-0500-07-0813313000	500	PN25	PN25	C	1,323,195

**6139/08-007**

AVK Baker Control Valve,  
B114, Rate of Flow  
Ductile iron



AVK ref. no.	DN mm	PN Class	Flange drilling	Deliv. code	Gross price ZAR
6139-0050-08-0913313000	50	PN40	PN40	C	86,086
6139-0080-08-0913313000	80	PN40	PN40	C	97,261
6139-0100-08-0913313000	100	PN40	PN40	C	118,801
6139-0150-08-0913313000	150	PN40	PN40	C	169,291
6139-0200-08-0913313000	200	PN40	PN40	C	280,586
6139-0250-08-0913313000	250	PN40	PN40	C	382,873
6139-0300-08-0913313000	300	PN40	PN40	C	617,945
6139-0350-08-0913313000	350	PN40	PN40	C	765,258
6139-0400-08-0913313000	400	PN40	PN40	C	1,009,043
6139-0450-08-0913313000	450	PN40	PN40	C	1,082,818

**6139/07-011**

AVK Baker Control Valve,  
B115-2, Pressure  
Reducing/Sustaining Control  
Valve  
Ductile iron



AVK ref. no.	DN mm	PN Class	Flange drilling	Deliv. code	Gross price ZAR
6139-0050-07-0813315000	50	PN25	PN25	C	61,579
6139-0080-07-0813315000	80	PN25	PN25	C	72,112
6139-0100-07-0813315000	100	PN25	PN25	C	88,621
6139-0150-07-0813315000	150	PN25	PN25	C	136,286
6139-0200-07-0813315000	200	PN25	PN25	C	237,572
6139-0250-07-0813315000	250	PN25	PN25	C	331,495
6139-0300-07-0813315000	300	PN25	PN25	C	522,365
6139-0350-07-0813315000	350	PN25	PN25	C	667,201
6139-0400-07-0813315000	400	PN25	PN25	C	859,678
6139-0450-07-0813315000	450	PN25	PN25	C	908,021
6139-0500-07-0813315000	500	PN25	PN25	C	1,254,508

**6139/08-011**

AVK Baker Control Valve,  
B115-2, Pressure  
Reducing/Sustaining Control  
Valve  
Ductile iron



AVK ref. no.	DN mm	PN Class	Flange drilling	Deliv. code	Gross price ZAR
6139-0050-08-0913315000	50	PN40	PN40	C	81,036
6139-0080-08-0913315000	80	PN40	PN40	C	91,569
6139-0100-08-0913315000	100	PN40	PN40	C	112,262
6139-0150-08-0913315000	150	PN40	PN40	C	162,040
6139-0200-08-0913315000	200	PN40	PN40	C	269,480
6139-0250-08-0913315000	250	PN40	PN40	C	366,837
6139-0300-08-0913315000	300	PN40	PN40	C	595,496
6139-0350-08-0913315000	350	PN40	PN40	C	737,675
6139-0400-08-0913315000	400	PN40	PN40	C	960,620
6139-0450-08-0913315000	450	PN40	PN40	C	1,026,977



**6139/07-002**

AVK Baker Control Valve, B110-10, On-Level Control Valve, Modulating Flow Control  
Ductile iron



AVK ref. no.	DN mm	PN Class	Flange drilling	Deliv. code	Gross price ZAR
6139-0050-07-0813301000	50	PN25	PN25	C	48,649
6139-0080-07-0813301000	80	PN25	PN25	C	59,181
6139-0100-07-0813301000	100	PN25	PN25	C	75,691
6139-0150-07-0813301000	150	PN25	PN25	C	123,356
6139-0200-07-0813301000	200	PN25	PN25	C	224,641
6139-0250-07-0813301000	250	PN25	PN25	C	318,565
6139-0300-07-0813301000	300	PN25	PN25	C	509,435
6139-0350-07-0813301000	350	PN25	PN25	C	654,270
6139-0400-07-0813301000	400	PN25	PN25	C	846,747
6139-0450-07-0813301000	450	PN25	PN25	C	895,091
6139-0500-07-0813301000	500	PN25	PN25	C	1,241,577

**6139/08-002**

AVK Baker Control Valve, B110-10, On-Level Control Valve, Modulating Flow Control  
Ductile iron



AVK ref. no.	DN mm	PN Class	Flange drilling	Deliv. code	Gross price ZAR
6139-0050-08-0913301000	50	PN40	PN40	C	49,973
6139-0080-08-0913301000	80	PN40	PN40	C	60,506
6139-0100-08-0913301000	100	PN40	PN40	C	81,199
6139-0150-08-0913301000	150	PN40	PN40	C	130,976
6139-0200-08-0913301000	200	PN40	PN40	C	238,417
6139-0250-08-0913301000	250	PN40	PN40	C	335,774
6139-0300-08-0913301000	300	PN40	PN40	C	564,432
6139-0350-08-0913301000	350	PN40	PN40	C	706,612
6139-0400-08-0913301000	400	PN40	PN40	C	929,557
6139-0450-08-0913301000	450	PN40	PN40	C	995,914

**6139/07-010**

AVK Baker Control Valve, B115, Pressure Reducing Control Valve  
Ductile iron



AVK ref. no.	DN mm	PN Class	Flange drilling	Deliv. code	Gross price ZAR
6139-0050-07-0813314002	50	PN25	PN25	C	56,871
6139-0080-07-0813314002	80	PN25	PN25	C	67,404
6139-0100-07-0813314002	100	PN25	PN25	C	83,914
6139-0150-07-0813314002	150	PN25	PN25	C	131,579
6139-0200-07-0813314002	200	PN25	PN25	C	232,864
6139-0250-07-0813314002	250	PN25	PN25	C	326,787
6139-0300-07-0813314002	300	PN25	PN25	C	517,657
6139-0350-07-0813314002	350	PN25	PN25	C	662,493
6139-0400-07-0813314002	400	PN25	PN25	C	854,970
6139-0450-07-0813314002	450	PN25	PN25	C	903,314
6139-0500-07-0813314002	500	PN25	PN25	C	282,455

**6139/08-010**

AVK Baker Control Valve, B115, Pressure Reducing Control Valve (DN200<)  
Ductile iron



AVK ref. no.	DN mm	PN Class	Flange drilling	Deliv. code	Gross price ZAR
6139-0050-08-0913314004	50	PN40	PN40	C	13,153
6139-0080-08-0913314004	80	PN40	PN40	C	68,728
6139-0100-08-0913314004	100	PN40	PN40	C	89,422
6139-0150-08-0913314004	150	PN40	PN40	C	139,199
6139-0200-08-0913314004	200	PN40	PN40	C	246,639
6139-0250-08-0913314004	250	PN40	PN40	C	343,997
6139-0300-08-0913314004	300	PN40	PN40	C	572,655
6139-0350-08-0913314004	350	PN40	PN40	C	714,835
6139-0400-08-0913314004	400	PN40	PN40	C	937,779
6139-0450-08-0913314004	450	PN40	PN40	C	1,004,136

**6139/07-006**

AVK Baker Control Valve,  
B113-21, Pump Control  
Valve  
Ductile iron



AVK ref. no.	DN mm	PN Class	Flange drilling	Deliv. code	Gross price ZAR
6139-0050-07-0813309000	50	PN25	PN25	C	88,556
6139-0080-07-0813309000	80	PN25	PN25	C	99,088
6139-0100-07-0813309000	100	PN25	PN25	C	115,598
6139-0150-07-0813309000	150	PN25	PN25	C	163,263
6139-0200-07-0813309000	200	PN25	PN25	C	264,840
6139-0250-07-0813309000	250	PN25	PN25	C	358,764
6139-0300-07-0813309000	300	PN25	PN25	C	549,632
6139-0350-07-0813309000	350	PN25	PN25	C	694,468
6139-0400-07-0813309000	400	PN25	PN25	C	887,705
6139-0450-07-0813309000	450	PN25	PN25	C	936,048
6139-0500-07-0813309000	500	PN25	PN25	C	1,282,535

**6139/08-006**

AVK Baker Control Valve,  
B113-21, Pump Control  
Valve  
Ductile iron



AVK ref. no.	DN mm	PN Class	Flange drilling	Deliv. code	Gross price ZAR
6139-0050-08-0913309000	50	PN40	PN40	C	101,938
6139-0080-08-0913309000	80	PN40	PN40	C	112,471
6139-0100-08-0913309000	100	PN40	PN40	C	133,164
6139-0150-08-0913309000	150	PN40	PN40	C	182,942
6139-0200-08-0913309000	200	PN40	PN40	C	290,674
6139-0250-08-0913309000	250	PN40	PN40	C	388,031
6139-0300-08-0913309000	300	PN40	PN40	C	616,689
6139-0350-08-0913309000	350	PN40	PN40	C	758,869
6139-0400-08-0913309000	400	PN40	PN40	C	982,573
6139-0450-08-0913309000	450	PN40	PN40	C	1,048,930

**6139/07-013**

AVK Baker Control Valve,  
B116-52, Surge Anticipator  
Control Valve  
Ductile iron



AVK ref. no.	DN mm	PN Class	Flange drilling	Deliv. code	Gross price ZAR
6139-0050-07-0813322000	50	PN25	PN25	C	79,119
6139-0080-07-0813322000	80	PN25	PN25	C	89,651
6139-0100-07-0813322000	100	PN25	PN25	C	106,161
6139-0150-07-0813322000	150	PN25	PN25	C	153,826
6139-0200-07-0813322000	200	PN25	PN25	C	255,111
6139-0250-07-0813322000	250	PN25	PN25	C	349,035
6139-0300-07-0813322000	300	PN25	PN25	C	539,904
6139-0350-07-0813322000	350	PN25	PN25	C	684,740
6139-0400-07-0813322000	400	PN25	PN25	C	877,217
6139-0450-07-0813322000	450	PN25	PN25	C	925,561
6139-0500-07-0813322000	500	PN25	PN25	C	1,272,047

**6139/08-013**

AVK Baker Control Valve,  
B116-52, Surge Anticipator  
Control Valve  
Ductile iron



AVK ref. no.	DN mm	PN Class	Flange drilling	Deliv. code	Gross price ZAR
6139-0050-08-0913322000	50	PN40	PN40	C	80,443
6139-0080-08-0913322000	80	PN40	PN40	C	90,976
6139-0100-08-0913322000	100	PN40	PN40	C	111,669
6139-0150-08-0913322000	150	PN40	PN40	C	161,446
6139-0200-08-0913322000	200	PN40	PN40	C	268,887
6139-0250-08-0913322000	250	PN40	PN40	C	366,244
6139-0300-08-0913322000	300	PN40	PN40	C	594,902
6139-0350-08-0913322000	350	PN40	PN40	C	737,082
6139-0400-08-0913322000	400	PN40	PN40	C	960,027
6139-0450-08-0913322000	450	PN40	PN40	C	1,026,384



**6139/07-012**

AVK Baker Control Valve,  
B116, Pressure  
Reducing/Sustaining Control  
Valve  
Ductile iron



AVK ref. no.	DN mm	PN Class	Flange drilling	Deliv. code	Gross price ZAR
6139-0050-07-08-13-3-20-000	50	PN25	PN25	C	61,579
6139-0080-07-08-13-3-20-000	80	PN25	PN25	C	72,112
6139-0100-07-08-13-3-20-000	100	PN25	PN25	C	88,621
6139-0150-07-08-13-3-20-000	150	PN16	PN16	C	136,286
6139-0200-07-08-13-3-20-000	200	PN25	PN25	C	237,572
6139-0250-07-08-13-3-20-000	250	PN25	PN25	C	331,495
6139-0300-07-08-13-3-20-000	300	PN25	PN25	C	522,365
6139-0350-07-08-13-3-20-000	350	PN25	PN25	C	667,201
6139-0400-07-08-13-3-20-000	400	PN25	PN25	C	859,678
6139-0450-07-08-13-3-20-000	450	PN25	PN25	C	908,021
6139-0500-07-08-13-3-20-000	500	PN25	PN25	C	1,254,508

**6139/08-012**

AVK Baker Control Valve,  
B116, Pressure  
Relief/Sustaining Control  
Valve  
Ductile iron



AVK ref. no.	DN mm	PN Class	Flange drilling	Deliv. code	Gross price ZAR
6139-0050-08-0913320000	50	PN40	PN40	C	63,497
6139-0080-08-0913320000	80	PN40	PN40	C	74,029
6139-0100-08-0913320000	100	PN40	PN40	C	94,723
6139-0150-08-0913320000	150	PN40	PN40	C	144,500
6139-0200-08-0913320000	200	PN40	PN40	C	251,940
6139-0250-08-0913320000	250	PN40	PN40	C	349,298
6139-0300-08-0913320000	300	PN40	PN40	C	577,956
6139-0350-08-0913320000	350	PN40	PN40	C	720,136
6139-0400-08-0913320000	400	PN40	PN40	C	943,080
6139-0450-08-0913320000	450	PN40	PN40	C	1,009,437

**872/00-001**

Needle valve PN10/16, DI/SS body, SS internals, A2 bolts, gearbox for ON/OFF

Face-to-face dimension according to EN 558, Series 15

Ductile iron

Epoxy Coating

**Note:** DN80-150: Stainless steel body, uncoated



AVK ref. no.	DN mm	Flange drilling	L mm	Theoretical weight/kg	Deliv. code	Gross price ZAR
872-0080-00-10900100100 <sup>(1)</sup>	80	PN10/16	260	31	C	111,612
872-0100-00-10900100100	100	PN10/16	300	39	C	126,384
872-0200-00-00100100000	200	PN10	400	102	C	289,126
872-0200-00-10100100000	200	PN16	400	102	C	289,126
872-0250-00-00100100000	250	PN10	450	152	C	352,085
872-0250-00-10100100000	250	PN16	450	153	C	352,085
872-0300-00-00100100000	300	PN10	500	219	C	533,439
872-0300-00-10100100000	300	PN16	500	222	C	410,338
872-0350-00-00100100000	350	PN10	550	270	C	682,802
872-0350-00-10100100000	350	PN16	550	285	C	682,802
872-0400-00-00100100000	400	PN10	600	353	C	770,940
872-0400-00-10100100000	400	PN16	600	367	C	770,939
872-0450-00-00100100000	450	PN10	650	431	C	842,849
872-0450-00-10100100000	450	PN16	650	452	C	842,849
872-0500-00-00100100000	500	PN10	700	521	C	1,109,553
872-0500-00-10100100000	500	PN16	700	554	C	853,503
872-0600-00-00100100000	600	PN10	800	762	C	1,735,837
872-0600-00-10100100000	600	PN16	800	826	C	1,735,837
872-0700-00-00100100000	700	PN10	900	1080	C	2,240,444
872-0700-00-10100100000	700	PN16	900	1097	C	2,240,444
872-0800-00-00100100000	800	PN10	1000	1564	C	3,051,272
872-0800-00-10100100000	800	PN16	1000	1597	C	3,051,272
872-0900-00-00100100000	900	PN10	1100	2025	C	2,240,444
872-0900-00-10100100000	900	PN16	1100	2068	C	3,888,360
872-1000-00-00100100000	1000	PN10	1200	2554	C	5,187,165
872-1000-00-10100100000	1000	PN16	1200	2617	C	5,187,165
872-1200-00-00100100000	1200	PN10	1400	3768	C	5,629,834
872-1200-00-10100100000	1200	PN16	1400	3872	C	7,318,785

(1) Face to face according to EN 558, ser. 48

**854/00-001**

Balanced equilibrium float valve, PP float

Blue epoxy RAL 5017 250 µm



AVK ref. no.	DN mm	Flange drilling	Theoretical weight/kg	Deliv. code	Gross price ZAR
854-050-00-1001	50	PN16	16	C	30,201
854-080-00-1001	80	PN16	22	C	33,774
854-100-00-1001	100	PN16	33	C	48,445
854-150-00-1001	150	PN16	66	C	51,276
854-200-00-1001	200	PN16	118	C	92,318
854-250-00-1001	250	PN16	184	C	139,450
854-300-00-1001	300	PN16	260	C	163,080





**6140/02-001**

Fixed cone sleeve valve, Flat face flanges, DWS 2510/1000 kPa, SS-304L sleeve, headstock+g.box+el.act., floor mount, CTC, special fl. drill.  
Stainless steel  
Carboline Carboguard 891  
2Pack Epoxy, 200/300 µm Int., 300/400 µm Ext.



AVK ref. no.	Deliv. code	Gross price ZAR
6140-0750-02-25-15-2-10-12-1	C	1,417,784



**6140/03-001**

Fixed cone sleeve valve, Flat face flanges, DWS 2510/1600 kPa, SS-304L sleeve, headstock+g.box+h.wheel, floor mount, CTC, SANS1123-PN16  
Stainless steel  
Carboline Carboguard 550  
2Pack Epoxy, 400 µm Int., 700 µm Ext.



AVK ref. no.	Deliv. code	Gross price ZAR
6140-0600-03-02-16-J-10-11-1	C	2,281,420



**6140/07-001**

Fixed cone sleeve valve, Flat faced flanges/1000 kPa, SS-304L sleeve, headstock+g.box+h.wheel, floor mount, el./man. act., CTC, SANS1123-PN10  
Stainless steel  
Carboline Carboguard 891  
2Pack Epoxy, 200/300 µm Int., 300/400 µm Ext.



AVK ref. no.	Deliv. code	Gross price ZAR
6140-0800-07-06-15-2-10-12-1	C	3,300,519
6140-0900-07-01-15-2-10-11-0	C	2,275,810
6140-1100-07-06-15-W-13-14-3	C	4,564,894



**6140/07-002**

Fixed cone sleeve valve, Flat faced flanges/1000 kPa, SS-304L sleeve, hyd.cyl.+power pack, man. act., SANS1123-PN10  
Stainless steel  
Carboline Carboguard 550  
2Pack Epoxy, 400 µm Int., 700 µm Ext.



AVK ref. no.	Deliv. code	Gross price ZAR
6140-0300-07-01-16-J-10-14-4	C	679,881
6140-0700-07-01-16-J-10-14-4	C	2,433,437
6140-1000-07-01-16-J-10-14-4	C	2,600,508



**851/10-002**

Double orifice air valve with VNR valve  
Ductile iron  
EPDM rubber, WRAS approved  
Blue epoxy RAL 5017 300 µm



AVK ref. no.	DN mm	Flange drilling	Theoretical weight/kg	Deliv. code	Gross price ZAR
851-050-10-722001	50	PN25	24	C	13,132
851-080-10-722001	80	PN25	37	C	18,645
851-100-10-722001	100	PN25	64	C	27,571
851-150-10-722001	150	PN25	67	C	32,387

**851/20-004**

Double orifice air valve with VNR valve, ABS float, guide and seat, A4 bolts, 300 m coating  
Ductile iron  
EPDM rubber, WRAS approved  
Blue epoxy RAL 5017 300 µm



AVK ref. no.	DN mm	Flange drilling	Theoretical weight/kg	Deliv. code	Gross price ZAR
851-050-20-122001	50	PN16	24	C	13,212
851-080-20-122001	80	PN16	37	C	18,330
851-100-20-122001	100	PN16	64	C	27,577
851-150-20-122001	150	PN16	66	C	26,166



**910/21-001**

Y-strainer with screen, plug and fasteners in SS-304  
 Ductile iron  
 EPDM high temperature  
 Blue epoxy RAL 5017 250 µm



AVK ref. no.	DN mm	Flange drilling	Theoretical weight/kg	Deliv. code	Gross price ZAR
910-0050-21-011020004	50	PN10/16	8.3	A	2,843
910-0080-21-011020004	80	PN10/16	14	A	4,068
910-0100-21-011020004	100	PN10/16	18	A	5,290
910-0150-21-011020004	150	PN10/16	35	A	9,907
910-0200-21-011020004	200	PN16	60	A	19,244
910-0250-21-011020004	250	PN16	97	C	30,260
910-0300-21-011020004	300	PN16	142	C	43,168
910-0300-21-311020004	300	PN10	142	C	42,673
910-0350-21-311020004	350	PN10	170	C	55,153
910-0400-21-011020004	400	PN16	227	C	73,032
910-0400-21-311020004	400	PN10	227	C	73,032
910-0450-21-011020004	450	PN16	290	C	89,740

**910/11-001**

Y-strainer with stainless steel screen  
 Ductile iron  
 EPDM rubber  
 AVK coating standard



AVK ref. no.	DN mm	Flange drilling	Theoretical weight/kg	Deliv. code	Gross price ZAR
910-0050-11-111020004	50	PN25	9.1	C	3,176
910-0080-11-111020004	80	PN25	16	C	4,963
910-0100-11-111020004	100	PN25	22	C	6,424
910-0150-11-111020004	150	PN25	46	C	12,893
910-0200-11-111020004	200	PN25	84	C	28,023
910-0250-11-111020004	250	PN25	136	C	40,623
910-0300-11-111020004	300	PN25	198	C	56,864

# Series 6140



## FIXED CONE SLEEVE VALVE SPECIFICATIONS

### OPERATING CONDITIONS

Valve application: \_\_\_\_\_  
 Maximum operating pressure: \_\_\_\_\_  
 Design Pressure: \_\_\_\_\_



### CHARACTERISTICS

Model: Atmospheric discharge (No hood)   
 Atmospheric discharge (With hood)

Nominal conduit diameter: \_\_\_\_\_ mm

Flange standard:   
 • PN 10   
 • PN 16   
 • Others (AWWA C207 Class "D"... )

Actuator: Hydraulic   
 • Hydraulic Unit   
 • Electrical Cabinet(— V/ — Hz)   
 Electric: (— V/ — Hz)   
 Manual:   
 Observations: \_\_\_\_\_

### TESTS

NDT \_\_\_\_\_  
 Welding approval: ASME IX   
 Other: \_\_\_\_\_

### OBSERVATIONS

---



---



---



---









**772/61-001**

Wall-mounted closed frame, bi-directional, 6 or 10m head, concrete wall/standard wall mount frame, 304L frame/gate, 303 stem, gearbox, handwheel, yoke  
Stainless steel  
EPDM rubber



AVK ref. no.	Size mm	Theoretical weight/kg	Deliv. code	Gross price ZAR
772-02000200-61-521001	200 - 200	16	C	16,356
772-03000300-61-521001	300 - 300	23	C	23,200
772-04000400-61-521001	400 - 400	41	C	31,705
772-05000500-61-521001	500 - 500	52	C	39,103
772-06000600-61-521001	600 - 600	67	C	46,349
772-07000700-61-521001	700 - 700	80	C	58,880
772-08000800-61-521001	800 - 800	96	C	65,624
772-09000900-61-521001	900 - 900	147	C	106,235
772-10001000-61-521001	1000 - 1000	168	C	118,867

**779/61-001**

Knife gate valve, short wafer type, VG model, DI body, SS-304 blade, EPDM packing, EPDM seal, handwheel/gearbox, 6-10 bar  
Ductile iron  
EPDM rubber  
Epoxy Coating



AVK ref. no.	DN mm	Flange drilling	Theoretical weight/kg	Deliv. code	Gross price ZAR
779-0080-61-0000001	80	PN10	15	A	23,190
779-0100-61-0000001	100	PN10	18	A	29,531
779-0200-61-0000003	200	PN10	40	A	45,326
779-0250-61-0000004	250	PN10	75	A	79,825
779-0300-61-0000004	300	PN10	84	A	91,490
779-0350-61-0000003	350	PN10	108	A	111,117
779-0400-61-0000006	400	PN10	200	A	164,139
779-0450-61-0000004	450	PN10	228	A	193,065
779-0500-61-0000004	500	PN10	286	C	234,196

**779/61-002**

Knife gate valve, short wafer type, VG model, CF8M (SS-316) cast stainless steel body, SS-316 blade, EPDM packing, EPDM seal, handwheel/gearbox, 6-10 bar  
Stainless steel  
EPDM rubber



AVK ref. no.	DN mm	Flange drilling	Theoretical weight/kg	Deliv. code	Gross price ZAR
779-0050-61-0000007	50	PN10	10	C	52,237
779-0080-61-0000006	80	PN10	15	C	54,109
779-0100-61-0000008	100	PN10	18	C	60,752
779-0125-61-0000006	125	PN10	24	C	67,033
779-0250-61-0000008	250	PN10	75	C	162,448
779-0300-61-0000008	300	PN10	84	C	200,674
779-0350-61-0000006	350	PN10	108	C	254,662
779-0400-61-0000005	400	PN10	200	C	351,648
779-0450-61-0000006	450	PN10	228	C	420,673
779-0500-61-0000014	500	PN10	286	C	350,419

**779/65-001**

Heavy duty knife gate valve, long, WG model, flanged DI body, SS-304 blade, EPDM packing, EPDM seal, handwheel/gearbox, 6-10 bar  
Ductile iron  
EPDM rubber  
Epoxy Coating



AVK ref. no.	DN mm	Flange drilling	Theoretical weight/kg	Deliv. code	Gross price ZAR
779-0080-65-0000002	80	PN10/16	26	C	60,257
779-0100-65-0000002	100	PN10/16	33	C	49,157
779-0150-65-0000004	150	PN10/16	45	C	82,440
779-0200-65-0000005	200	PN10/16	70	C	67,274
779-0250-65-0000002	250	PN10	117	C	93,966
779-0300-65-0000003	300	PN10	180	C	151,578
779-0350-65-0000002	350	PN10	242	C	183,041
779-0400-65-0000001	400	PN10	292	C	247,959
779-0450-65-0000001	450	PN10	337	C	298,626

**779/68-001**

Knife gate valve, long, HG model, flanged DI body, SS-304 blade, PTFE packing, EPDM seal, handwheel/gearbox, class 150, 20 bar  
Ductile iron  
EPDM rubber  
Epoxy Coating



AVK ref. no.	DN mm	Flange drilling	Theoretical weight/kg	Deliv. code	Gross price ZAR
779-0100-68-0000001	100	ANSI 150	43	C	107,594
779-0150-68-0000001	150	ANSI 150	85	C	176,631
779-0200-68-0000002	200	ANSI 150	122	C	195,511
779-0250-68-0000001	250	ANSI 150	167	C	288,762
779-0300-68-0000001	300	ANSI 150	240	C	336,621
779-0400-68-0000001	400	ANSI 150	412	C	577,624
779-0450-68-0000001	450	ANSI 150	487	C	752,905





**779/91-001**

Knife gate valve, short wafer type CI body, SS-304 blade, PTFE packing, EPDM seal, handwheel/gearbox, 5-10 bar  
 Ductile iron  
 EPDM rubber  
 Epoxy Coating



AVK ref. no.	DN mm	PN Class	Flange drilling	Theoretical weight/kg	Deliv. code	Gross price ZAR
779-0050-91-0000001	50	PN10	PN10	7.0	A	10,448
779-0080-91-0000001	80	PN10	PN10	9.0	A	10,810
779-0100-91-0000001	100	PN10	PN10	11		
779-0125-91-0000001	125	PN10	PN10	15	A	13,165
779-0150-91-0000001	150	PN10	PN10	18	A	14,856
779-0200-91-0000001	200	PN10	PN10	30	A	23,371
779-0250-91-0000001	250	PN10	PN10	44	A	31,886
779-0300-91-0000001	300	PN 6	PN10	58	A	45,600
779-0350-91-0000001	350	PN 6	PN10	96	A	61,235
779-0400-91-0000001	400	PN 6	PN10	124	A	77,782
779-0450-91-0000001	450	PN 5	PN10	168	A	96,080

MODEL

MU



MU PENSTOCK SELECTION FORM

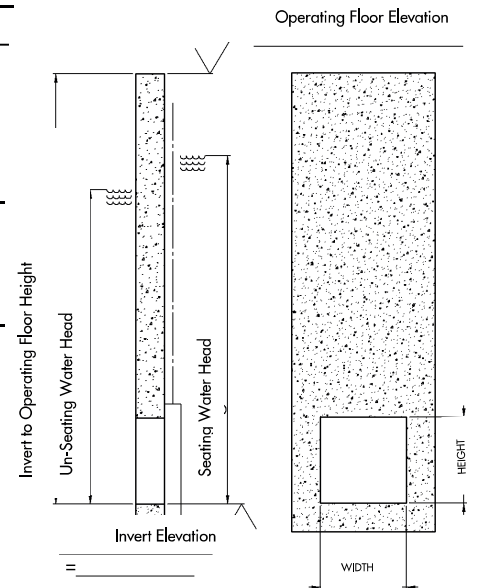
Customer: Tag No.: Date:
Order Number: Qty.:

DESIGN

Units: mm inch Size Wall Opening Width: Wall Opening Height:

Seating Water Head:
Unseating Water Head:
Invert to Operating Floor height:

- Non Rising Stem (NRS) UNI-DIRECTIONAL Closed Frame
Rising Stem (RS) BI-DIRECTIONAL Open Frame



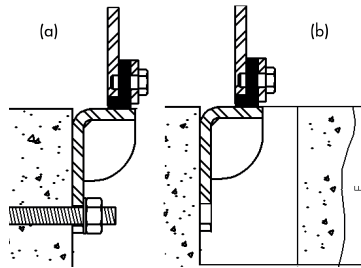
PENSTOCK MOUNTING

- Concrete Wall Mount
Wall thimble Mount
Embedded In Concrete

Frame Invert Mounting:

- Standard Wall Mount (a)
Flush Bottom Mount (b)

E= F=

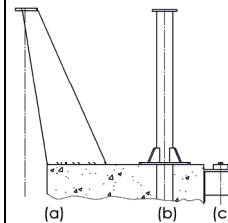
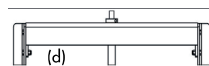


ACTUATORS

- Handwheel
Crank (w/ B.Gear and Sqr. Nut)
Square Nut (NRS Only)
Bevel Gear
Electric Motor
Pneumatic Cylinder
Hydraulic Cylinder

Actuator Mounting:

- Inclined Floor Stand (a)
Straight Floor Stand (b)
Wall Bracket (for Sqr.Nut) (c)
Frame Mounted (d)



Position Indicator: (For RS Only)

- Position Label
Limit Switch
Proximity Switch

MATERIALS

- Frame & Slide Stem Extension Floor Stand Seal Stem Cover
304L SS 303 SS 304L SS Carbon Steel EPDM Carbon Steel
316L SS 316 SS 316L SS 304L SS PVC
Other: Other: Other: Other: Other:

REMARKS

Name: Signature:

**MODEL**

**CC**



**CC CHANNEL GATE SELECTION FORM**

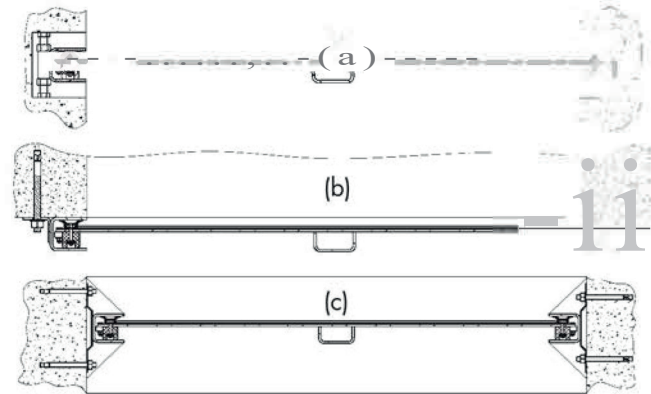
Customer: \_\_\_\_\_ Tag No.: \_\_\_\_\_ Date: \_\_\_\_\_  
Order Number: \_\_\_\_\_ Qty.: \_\_\_\_\_

CHANNEL GATE DESIGN (Size= Channel Width x Slide Height)  
Units: mm **D** inch **D**  
Channel Width: \_\_\_\_\_ Channel Height: \_\_\_\_\_  
Slide Height: \_\_\_\_\_ Slide Travel: \_\_\_\_\_

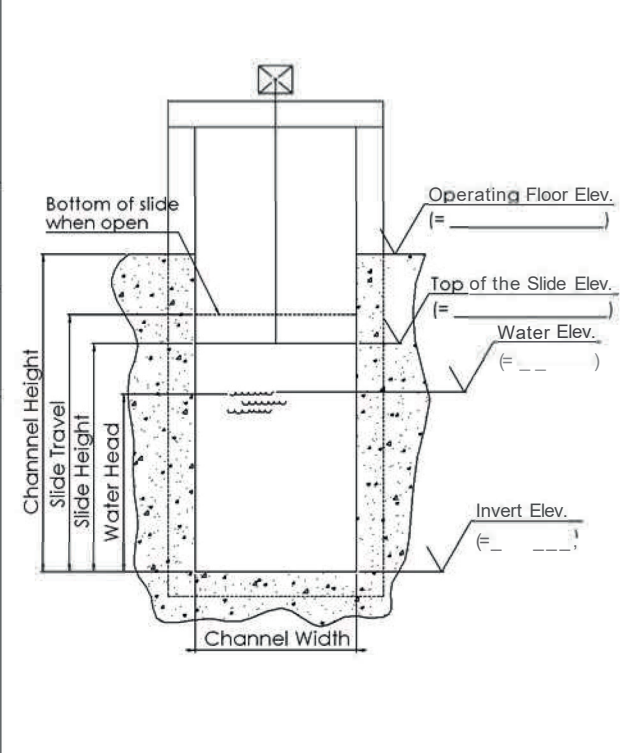
Seating Water Head: \_\_\_\_\_  
Unseating Water Head: \_\_\_\_\_

**D** Non Rising Stem (NRS) **D** Uni-Directional  
**D** Rising Stem (RS) **D** Bi-Directional

CHANNEL GATE MOUNTING  
**D** Embedded in Concrete (a)  
 Wall Mounted (b)  
**D** Face Mounted In Existing Channel (c)



Frame Invert Mounting:  
**D** Embedded in Concrete  
**D** Face Mounted In Existing Channel  
**D** Wall Mounted



ACTUATORS  
**D** Handwheel  
**D** Crank (w/ B.Gear and Sq. Nu  
 Square Nut- ISO5211 (NRS Only)  
**D** Bevel Gear  
**D** Electric Motor  
**D** Pneumatic Cylinder  
**D** Hydraulic Cylinder

Position Indicator:  
(For RS Only)  
**D** Position Label  
**D** Limit Switch  
**D** Proximity Switch

MATERIALS  
**D** Frame & Slide **D** 304L SS  316L SS Other: \_\_\_\_\_  
**D** Stem **D** 303 SS  316 SS Other: \_\_\_\_\_  
**D** Extension  304L SS  316L SS Other: \_\_\_\_\_  
**D** Floor Stand **D** Carbon Steel  304L SS Other: \_\_\_\_\_  
**D** Seal  EPDM Other: \_\_\_\_\_  
**D** Stem Cover **D** Carbon Steel **D** PVC Other: \_\_\_\_\_

REMARKS  
  
  
  
Name: \_\_\_\_\_ Signature: \_\_\_\_\_

**MODEL**

**SL**

### SL STOP LOG SELECTION FORM

Customer: \_\_\_\_\_ Tag No.: \_\_\_\_\_ Date: \_\_\_\_\_  
 Order Number: \_\_\_\_\_ Qty.: \_\_\_\_\_

**STOP LOG DESIGN (Size= Channel Width x Slide Height)**

Units: mm  inch

Channel Width: \_\_\_\_\_ Channel Height: \_\_\_\_\_

Total Logs Height: (=Number of Logs x Log Height) \_\_\_\_\_

Number of Logs: \_\_\_\_\_

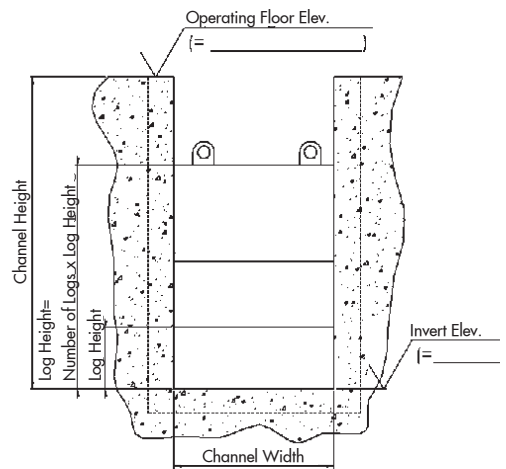
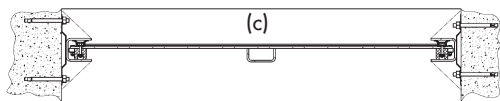
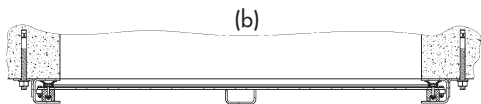
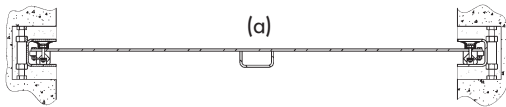
Height of each log: \_\_\_\_\_

Max. Seating Water Head: \_\_\_\_\_

Max. Unseating Water Head: \_\_\_\_\_

**STOP GATE MOUNTING**

- Embedded in Concrete (a)
- Wall Mounted (b)
- Face Mounted In Existing Channel (c)

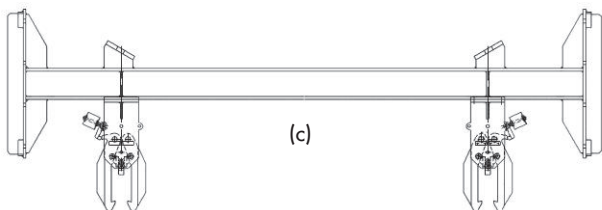


**Frame Invert Mounting:**

- Embedded in Concrete
- Wall Mounted
- Face Mounted In Existing Channel

**LIFTING MECHANISM**

- Hand pull
- Prepared for external crane
- Lifting device (c)



**MATERIALS**

Frame&Slide:  304L SS  316L SS  Other:  
 Seal:  EPDM  Other:

**REMARKS**

Name: \_\_\_\_\_ Signature: \_\_\_\_\_

**MODEL**

**SA**

### SA ALUMINUM STOP LOG SELECTION FORM

Customer: \_\_\_\_\_ Tag No.: \_\_\_\_\_ Date: \_\_\_\_\_  
 Order Number: \_\_\_\_\_ Qty.: \_\_\_\_\_

**ALUMINUM STOP LOG DESIGN**  
**(Size = Channel Width x Logs Height)**

Units: mm  inch

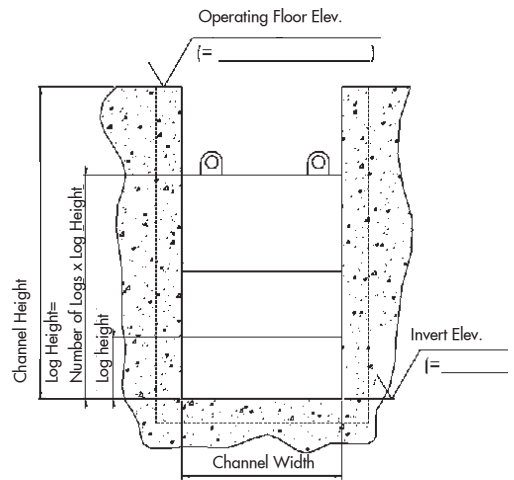
Channel Width: \_\_\_\_\_ Channel Height: \_\_\_\_\_

Number of Logs: \_\_\_\_\_

Note that the logs are made of extruded aluminum profiles. ORBINOX range includes a total of 4 log types, which have different heights and pressure ratings (Refer to the catalogue). ORBINOX will choose the most appropriate log type for each application.

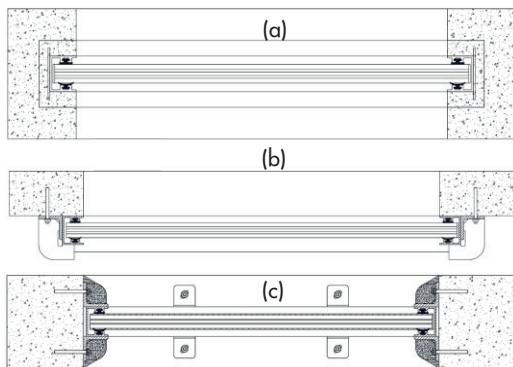
Max. Seating Water Head (mWC): \_\_\_\_\_

Max. Unseating Water Head (mWC): \_\_\_\_\_



**ALUMINUM STOP LOG MOUNTING**

- Embedded in Concrete (a)
- Wall Mounted (b)
- Face Mounted In Existing Channel (c)



**Frame Invert Mounting:**

- Embedded in Concrete
- Wall Mounted
- Face Mounted In Existing Channel

**LIFTING MECHANISM**

- Hand pole
- Lifting device

**MATERIALS**

- Frame  Aluminum 6063-T6  
 304 SS  
 316 SS
- Log  Aluminum 6063-T6
- Seal  EPDM Other: \_\_\_\_\_

**REMARKS**

Name: \_\_\_\_\_ Signature: \_\_\_\_\_



**MODEL**

**RB**



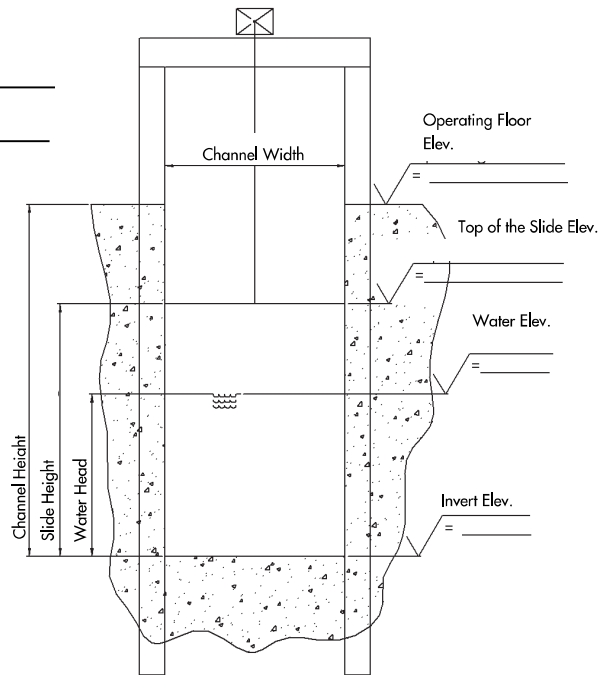
**RB WEIR GATE SELECTION FORM**

Customer: \_\_\_\_\_ Tag No.: \_\_\_\_\_ Date: \_\_\_\_\_  
Order Number: \_\_\_\_\_ Qty.: \_\_\_\_\_

**WEIR GATE DESIGN (Size= Channel Width x Slide Height)**

Units: mm   3 Side Sealing  
inch   4 Side Sealing

Channel Width: \_\_\_\_\_ Channel Height: \_\_\_\_\_  
Slide Height: \_\_\_\_\_  
Slide Travel: \_\_\_\_\_  
Seating Water Head: \_\_\_\_\_  
Unseating Water Head: \_\_\_\_\_



**FRAME AND STEM CONFIGURATION**

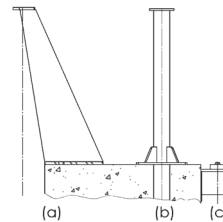
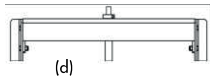
- Non Rising Stem (NRS)
- Rising Stem (RS)
- Open Frame + Extension
- Closed frame + Extension
- Closed Frame (with extended frame)

**ACTUATORS**

- Handwheel
- Crank (w/ B.Gear and Sqr. Nut)
- Square Nut ISO 5211 (NRS Only)
- Bevel Gear
- Electric Motor
- Pneumatic Cylinder
- Hydraulic Cylinder

**Actuator Mounting:**

- Inclined Floor Stand (a)
- Straight Floor Stand (b)
- Wall Bracket (for Sqr.Nut) (c)
- Frame Mounted (d)



**Position Indicator:**

(For RS Only)

- Mylar Tape
- Limit Switch
- Proximity Switch

**MATERIALS**

- |               |                                       |                                    |              |
|---------------|---------------------------------------|------------------------------------|--------------|
| Frame & Slide | <input type="checkbox"/> 304L SS      | <input type="checkbox"/> 316L SS   | Other: _____ |
| Stem          | <input type="checkbox"/> 303 SS       | <input type="checkbox"/> 316 SS    | Other: _____ |
| Extension     | <input type="checkbox"/> 304L SS      | <input type="checkbox"/> 316L SS   | Other: _____ |
| Floor Stand   | <input type="checkbox"/> Carbon Steel | <input type="checkbox"/> 304L SS   | Other: _____ |
| Seal          | <input type="checkbox"/> EPDM         |                                    | Other: _____ |
| Stem Cover    | <input type="checkbox"/> Carbon Steel | <input type="checkbox"/> Plexiglas |              |

**REMARKS**

Name: \_\_\_\_\_ Signature: \_\_\_\_\_

**MODEL**

**AG**



**ORBINOX**  
VALVE SOLUTIONS IN MORE THAN 70 COUNTRIES

**AG STOP GATE SELECTION FORM**

Customer: \_\_\_\_\_ Tag No.: \_\_\_\_\_ Date: \_\_\_\_\_

Order Number: \_\_\_\_\_ Qty.: \_\_\_\_\_

**DESIGN (Size= Channel Width x Slide Height)**

Units: mm  inch

Channel Width \_\_\_\_\_ Channel Height \_\_\_\_\_

Slide Height \_\_\_\_\_

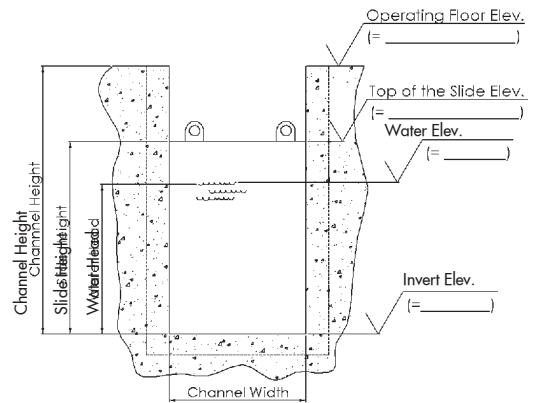
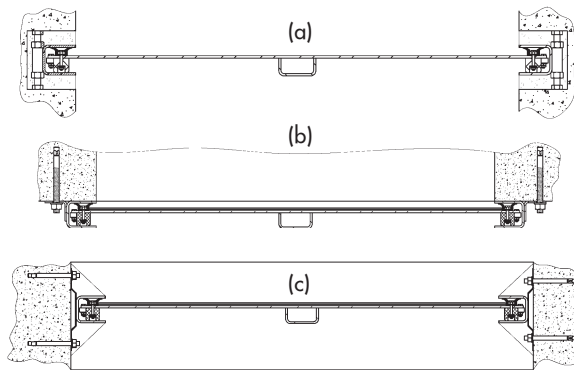
Seating Water Head: \_\_\_\_\_

Unseating Water Head: \_\_\_\_\_

- Uni-Directional
- Bi-Directional

**STOP GATE MOUNTING**

- Embedded in Concrete (a)
- Wall Mounted (b)
- Face Mounted in Existing Channel (c)



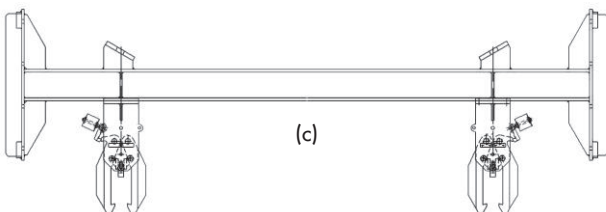
- Slide Height = Top of the Slide - Invert Level  
(As standard: Slide Height = Water Head + 6" (150mm))
  - Channel Height = Operating Floor Level - Invert Level
  - Water Head = Water Level - Invert Level
- Channel Height=Operating Floor Level-Invert Level  
Water Head= Water Level -Invert Level

**Frame Invert Mounting:**

- Embedded in Concrete
- Face Mounted in Existing Channel
- Wall Mounted

**LIFTING MECHANISM**

- Hand pull
- Prepared for external crane
- Lifting device (c)



**MATERIALS**

- Frame&Slide:  304L SS  316L SS Other: \_\_\_\_\_  
Seal:  EPDM  Other: \_\_\_\_\_

**REMARKS:**

Name: \_\_\_\_\_ Signature: \_\_\_\_\_

**MODEL**

**CT**



**TAINTOR GATE SPECIFICATIONS**

**OPERATING CONDITIONS**

Gate application: \_\_\_\_\_

Type of gate:

Spillway (sealed on 3 sides)

- Maximum overspill: \_\_\_\_\_ mm

Bottom outlet (sealed on 4 sides)

- Maximum operating pressure: \_\_\_\_\_ mwc
- Design Pressure: \_\_\_\_\_ mwc

**CHARACTERISTICS**

Size of the opening \_\_\_\_\_ mm x \_\_\_\_\_ mm

Actuator:

Hydraulic:

- Hydraulic Unit
- Electrical Cabinet ( \_\_\_ V/ \_\_\_ Hz)

Observations: \_\_\_\_\_

**TESTS**

NDT \_\_\_\_\_

Welding approval: ASME IX

Other: \_\_\_\_\_

**OBSERVATIONS**

---



---



---



---

**MODEL**

**RC/RR**



**RR AND RC FLAP GATE SELECTION FORM**

Customer: \_\_\_\_\_ Tag No.: \_\_\_\_\_ Date: \_\_\_\_\_  
Order Number: \_\_\_\_\_ Qty.: \_\_\_\_\_

**FLAP GATE DESIGN**

Units: mm  inch

RR: Round Flap Gate

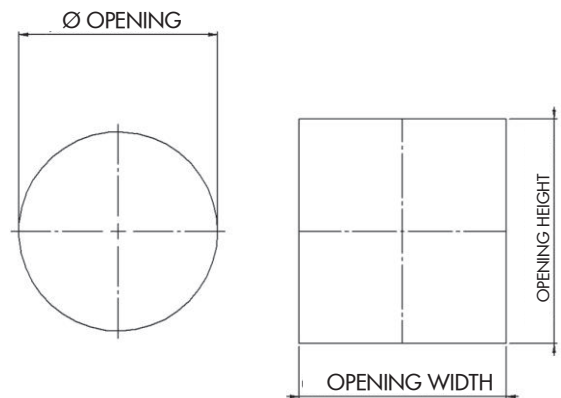
Opening diameter: \_\_\_\_\_

RC: Square Flap Gate

Opening Width: \_\_\_\_\_

Opening Height: \_\_\_\_\_

Seating Water Head: \_\_\_\_\_

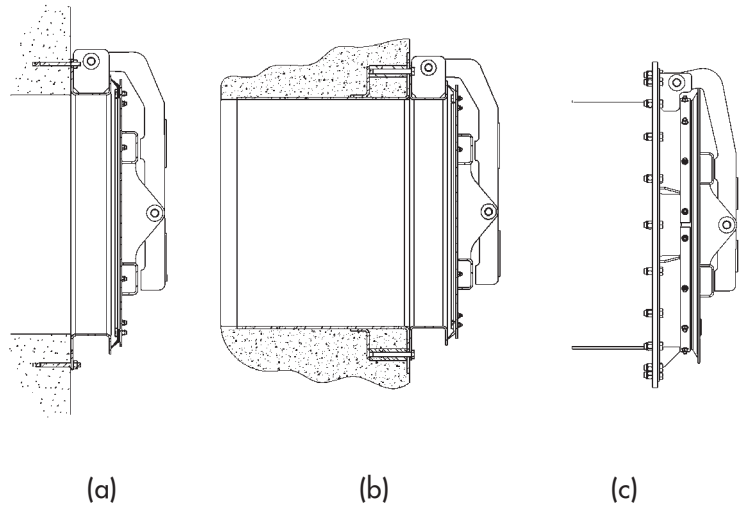


**MOUNTING OPTIONS**

- Wall Mounted (a)
- Wall Thimble Mounted (b)
- Std. Flange Mounted (c)

Flange Type: \_\_\_\_\_

Other:



**MATERIALS**

Frame & Flap  304L SS  316L SS Other: \_\_\_\_\_  
Seal  EPDM  Other: \_\_\_\_\_

**REMARKS**


Name: \_\_\_\_\_ Signature: \_\_\_\_\_



# SPECIAL ENGINEERED VALVES AND DAMPERS


**MP**

Three Lever Valve



**ML**

Butterfly Damper




**PE**

Louver Damper




**GP**

Goggle Valve



**DI**

Multiple Diverter Damper









**45/5C-002**

Flanged gate valve for fire protection applications to max. 70°C/160°F, rated working pressure DN 50-300: 250 psi / DN 350-400: 200 psi, UL/FM  
Face-to-face dimension according to ANSI B16.10  
Ductile iron  
EPDM rubber  
Epoxy Coating  
Clockwise to Close



AVK ref. no.	DN mm	Flange drilling	Theoretical weight/kg	Deliv. code	Gross price ZAR
45-050-5C-02614020	50	CL. 150	19	C	42,748
45-065-5C-02614020	65	CL. 150	23	C	20,902
45-080-5C-02614020	80	CL. 150	26	C	42,081
45-100-5C-02614020	100	CL. 150	39	C	35,397
45-150-5C-02614020	150	CL. 150	63	C	52,872
45-200-5C-02614020	200	CL. 150	96	C	74,514
45-250-5C-02614020	250	CL. 150	157	C	152,967
45-250-5C-026B4020	250	CL. 150	158	C	128,344
45-300-5C-02614020	300	CL. 150	238	C	196,350
45-300-5C-026B4020	300	CL. 150	239	C	189,281
45-350-5C-026B4020	350	CL. 150	387	C	258,815
45-400-5C-02614020	400	CL. 150	402	C	320,200

**45/5D-001**

Flanged gate valve with post indicator flange for fire protection applications, rated working pressure DN 50-300: 250psi/17bar, DN 350-400: 200psi/14bar, UL/FM  
Face-to-face dimension according to ANSI B16.10  
Ductile iron  
EPDM rubber  
Epoxy Coating  
Clockwise to Close



AVK ref. no.	DN mm	Flange drilling	Theoretical weight/kg	Deliv. code	Gross price ZAR
45-065-5D-02614120	65	CLASS 150	29	C	21,392
45-080-5D-02614120	80	CLASS 150	32	C	23,761
45-100-5D-02614120	100	CLASS 150	36	C	31,213
45-250-5D-026B4120	250	CLASS 150	130	C	118,761
45-300-5D-02614120	300	CLASS 150	193	C	163,490
45-300-5D-026B4120	300	CLASS 150	198	C	217,661
45-350-5D-026B4120	350	CLASS 150	350	C	227,431
45-400-5D-026B4120	400	CLASS 150	376	C	227,431

**145/40-002**

Flanged gate valve with wrench nut - UL/FM approved  
Face-to-face dimension according to ANSI B16.10  
Ductile iron  
EPDM rubber  
Clockwise to Close



AVK ref. no.	DN mm	Flange drilling	Theoretical weight/kg	Deliv. code	Gross price ZAR
145-065-40-02396120	65	CL. 150	13	C	25,684
145-100-40-02396120	100	CL. 150	22	C	28,489
145-150-40-02396120	150	CL. 150	43	C	49,787
145-200-40-02396120	200	CL. 150	76	C	67,917

**145/40-007**

Light-weight-flanged gate valve, NRS, Class 150, red wrench nut, SS stem, brass wedge nut, A4 bolts, UL/FM  
Face-to-face dimension according to ANSI B16.10  
Ductile iron  
EPDM rubber  
Epoxy Coating  
Clockwise to Close



AVK ref. no.	DN mm	Flange drilling	Theoretical weight/kg	Deliv. code	Gross price ZAR
145-065-40-42196120	65	CLASS 150	13	C	13,229
145-080-40-42196120	80	CLASS 150	17	C	15,392
145-100-40-42196120	100	CLASS 150	22	C	12,242
145-150-40-42196120	150	CLASS 150	43	C	23,686
145-200-40-42196120	200	CLASS 150	76	C	30,714

**145/46-002**

Flanged gate valve with rising stem - UL/FM approved  
Face-to-face dimension according to ANSI B16.10  
Ductile iron  
EPDM rubber  
Clockwise to Close



AVK ref. no.	DN mm	Flange drilling	D mm	Theoretical weight/kg	Deliv. code	Gross price ZAR
145-065-46-02396120	65	CL. 150	180	14	C	43,664
145-080-46-02396120	80	CL. 150	180	18	C	55,009
145-100-46-02396120	100	CL. 150	254	26	C	66,470
145-150-46-02396120	150	CL. 150	305	51	C	101,425
145-200-46-02396120	200	CL. 150	356	90	C	147,722

**145/46-008**

Light-weight-flanged gate valve, OS&Y, Class 150, red handwheel, SS stem, brass stem nut, A4 bolts, UL/FM

Face-to-face dimension according to ANSI B16.10

Ductile iron  
EPDM rubber

Epoxy Coating

Clockwise to Close



AVK ref. no.	DN mm	Flange drilling	Theoretical weight/kg	Deliv. code	Gross price ZAR
145-065-46-42196120	65	CLASS 150	14	C	24,804
145-080-46-42196120	80	CLASS 150	18	C	30,648
145-100-46-42196120	100	CLASS 150	26	C	35,126
145-150-46-42196120	150	CLASS 150	51	C	56,468
145-200-46-42196120	200	CLASS 150	90	C	78,683



## 29/388-003

Underground fire hydrant, Bayonet outlet, clockwise to open, red stemcap, fixed stopper, A2 bolts, 1.4021 stem, PN10/16

Ductile iron

EPDM seals, WRAS approved

Epoxy coated according to WIS 4-52-01 class B

Clockwise to Close, Stem Cap/White Insert



AVK ref. no.	DN mm	PN Class	Theoretical weight/kg	Deliv. code	Gross price ZAR
29-388-8-3110	80	PN16	13	C	4,533



## 29/388-004

Underground fire hydrant, SS-420, 2½" round BS750 thread outlet, clockwise to open, red stemcap, fixed stopper, A2 bolts, 1.4021 stem, PN10/16

Ductile iron

EPDM seals, WRAS approved

Epoxy coated according to WIS 4-52-01 class B

Clockwise to Close, Stem Cap/White Insert



AVK ref. no.	DN mm	PN Class	Theoretical weight/kg	Deliv. code	Gross price ZAR
29-388-8-3112	80	PN16	13	A	4,772



## 29/388-005

London V-thread outlet, clockwise to open, red stemcap, fixed stopper, A2 bolts, 1.4021 stem, PN10/16

Ductile iron

EPDM seals, WRAS approved

Epoxy coated according to WIS 4-52-01 class B

Clockwise to Close, Stem Cap/White Insert



AVK ref. no.	DN mm	PN Class	Theoretical weight/kg	Deliv. code	Gross price ZAR
29-388-8-3114	80	PN16	13	C	7,004



# HYDRANT SPECIFICATION WORKSHEET



Customer: \_\_\_\_\_ Municipality (Req.) \_\_\_\_\_ State/Province: \_\_\_\_\_

Requested By: \_\_\_\_\_ Date: \_\_\_\_\_

Check or write in the required specifications in the boxes below.

**STYLE**

- 27M – Modern (2700)
- 27N – Nostalgic (2780)

**PUMPER/OUTLET OPTIONS**

- NHH– No Pumper (N), 2 Hose (H) -Nostalgic Only
- PHH– 1 Pumper (P), 2 Hose (H)
- PNN– 1 Pumper (P), No Hose (N)
- PPN– 2 Pumper (P), No Hose (N)

**UPPER BARREL – 27M MODERN ONLY**

- Standard 12"
- 16" - ( Overall height )
- 18" ( 6" - Extended )
- 22" - ( Overall height )
- 30" (Alpine)
- Monitor Elbow – 3" flange  4" flange

**DRAIN FACILITY**

- Plugged seat ring
- Plugged main valve flange – Base
- Drains unplugged

**BOLTING ABOVE GROUND**

- Zinc Plated Steel ( Standard )
- 304 Stainless Steel
- 316 Stainless

**BOLTING BELOW GROUND**

- 304 Stainless Steel ( Standard )
- 316 Stainless Steel

**OPENING DIRECTION**

- Open Left
- Open Right

**LUBRICATION**

- Grease Filled
- Oil Filled

**UPPER STEM**

- 304 Stainless ( Standard )
- 316 Stainless
- C63000 Bronze
- Steel with brass sleeve

**LOWER STEM**

- Standard steel ( Standard )
- 304 Stainless
- 316 Stainless
- C63000 Bronze

**STEM COUPLER**

- Standard
- Vancouver Type

**INLET CONFIGURATIONS**

Size 4"  6"  8"  ( MJ only )  
 Type FL  MJ  PO  PE  HYMAX  Straight

**BURY DEPTH, LOWER BARREL – HYDRANT NO.**

Upper Extension Barrel \_\_\_\_\_  
 Total Depth in feet \_\_\_\_\_

**BELOW VALVE EXTENSION ( HALTON, CANADA TYPE )**

Length \_\_\_\_\_

**HOSE NOZZLE**

Thread type \_\_\_\_\_

**PUMPER NOZZLE**

Size \_\_\_\_\_  
 Thread Type \_\_\_\_\_

**OPERATING NUT**

Size \_\_\_\_\_  
 Shape  Hexagon  Pentagon  Square  Triangle

**CHAINS**

- With Chains
- Without Chains

**COLOR**

Body \_\_\_\_\_ Hose Cap \_\_\_\_\_  
 Pumper Cap \_\_\_\_\_ Bonnet \_\_\_\_\_  
 Weathershield \_\_\_\_\_  
 Lower Barrel (Bitumen Standard) \_\_\_\_\_  
 Inlet Base (Rust Red Standard) \_\_\_\_\_  
 List special color specification below: \_\_\_\_\_  
 \_\_\_\_\_  
 \_\_\_\_\_



Purchase Order #: \_\_\_\_\_ Customer Signature: \_\_\_\_\_

Comments: \_\_\_\_\_





**6127/01-001**

Cementation High pressure Plug/Cock Valve, 3/4" bore, 1" x 1" female BSP, copper seal, nylon packing  
Steel



AVK ref. no.

Deliv.  
code

Gross price  
ZAR

6127-01-01-99-K-00

A

7,587



**6127/02-001**

Cementation High pressure Plug/Cock Valve, 3/4" bore, 3/4" x 1" female BSP, copper seal, nylon packing  
Steel



AVK ref. no.

Deliv.  
code

Gross price  
ZAR

6127-02-01-99-K-00

A

7,587



**6127/03-001**

Cementation High pressure Plug/Cock Valve, 1" bore, 1.5" x 1.5" - female BSP, copper seal, nylon packing  
Steel



AVK ref. no.

Deliv.  
code

Gross price  
ZAR

6127-03-01-99-K-00

A

9,058



**6127/05-001**

Cementation High pressure Plug/Cock Valve, 3/4" or 1" bore, 2" hub for hub clamp, copper seal, nylon packing  
Steel



AVK ref. no.

Deliv.  
code

Gross price  
ZAR

6127-05-01-25-K-00

A

12,407



**6127/06-001**

Cementation High pressure Plug/Cock Valve, 1 1/2" bore, 2" hub for hub clamp, copper seal, nylon packing  
Steel



AVK ref. no.

Deliv.  
code

Gross price  
ZAR

6127-06-01-25-M-00

A

15,735



**6127/07-001**

Cementation High pressure Plug/Cock Valve, 2" bore, 2" x 2.5" female/male BSP, nitrile seal, nylon packing  
Steel



AVK ref. no.

Deliv.

Gross price

code

ZAR

6127-07-02-99-L-00

A

20,042

**6127/08-001**

Cementation High pressure Plug/Cock Valve, 46 mm bore, 2" female BSP, nitrile seal, nylon packing  
Steel



AVK ref. no.

Deliv.

Gross price

code

ZAR

6127-08-02-99-M-00

A

18,790

**6127/09-001**

Cementation High Pressure Plug/Cock Valve, 42 mm bore, OD235mm / ASA600 connection, nitrile seal, nylon packing  
Steel  
F/F 260 mm.



AVK ref. no.

Deliv.

Gross price

code

ZAR

6127-09-02-20-N-00

A

21,568

**6127/11-001**

Cementation High pressure Plug/Cock Valve, 63 mm bore, 3" female BSP, nitrile seal, nylon packing  
Steel



AVK ref. no.

Deliv.

Gross price

code

ZAR

6127-11-03-99-K-00

A

41,889

**6127/12-001**

Cementation High pressure Plug/Cock Valve, 77 mm bore, 3" thread female/male BSP, nitrile seal, nylon packing  
Steel  
Also available in 80 mm bore (blue colour)



AVK ref. no.

Deliv.

Gross price

code

ZAR

6127-12-03-99-K-00

C

43,186





**6127/13-001**

Cementation High pressure  
 Plug/Cock Valve, 55 mm  
 bore, 2" x 2.5" female/female  
 BSP, nitrile seal, nylon  
 packing  
 Steel



AVK ref. no.

6127-13-02-99-L-00

Deliv.  
 code

A

Gross price  
 ZAR

20,502








# GROUTER / CEMENTATION PUMP

## CEM - MK V HP

Grouter and Cementation pump  
Pneumatic & 14",  
Air end with Base

Ram stroke: 300mm  
Ideal speed: 60 Cycles/min  
Air inlet pressure: 552 Kpa (80psi)  
Approx volumetric efficiency: 80%  
Approx pump weight: 1200kg  
Options  
Hydraulic



Description	AVK ref. no.	Delivery Code	Gross price ZAR
Cementation MKV Pump c/w 1½ Ram & 14" Air End	970408009900242	C	760,304
Cementation MKV Pump c/w 2 Ram & 14" Air End	970408009900240	C	760,304
Cementation MKV Pump c/w 2½ Ram & 14" Air End	970408009900182	C	766,325
Cemp Pump Air End - Complete	970408009900165	C	456,824
Cementation Double Drum Mixer	970508009900011	C	341,377
Complete Pilot Safety Waterboard Assembly	970508009900016	C	118,352

# CEMENTATION ACCESSORIES



Description (Spare)	AVK ref. no.	Delivery Code	Gross price ZAR
25 mm HP Union BSP	970408009900003	A	1,199
Telescopic Pipe 0,6 x 73 x 50	970408009900033	A	2,127
Telescopic Pipe 0,9 x 73 x 50	970408009900035	A	2,705
Telescopic Pipe 1,2 x 73 x 50	970408009900036	A	3,039
Telescopic Pipe 1,8 x 73 x 50	970408009900038	A	4,559
Telescopic Pipe 0,6 x 46 x 19	970408009900029	A	1,376
Telescopic Pipe 1,2 x 46 x 19	970408009900031	A	1,864
Telescopic Pipe 1,8 x 46 x 19	970408009900032	A	2,796
Telescopic Pipe 0,6 x 35 x 19	970408009900024	A	1,204
Telescopic Pipe 1,2 x 35 x 19	970408009900027	A	1,778
Telescopic Pipe 1,8 x 35 x 19	970408009900028	A	2,299











**AVK Valves Southern Africa**

10 Chris Street, C/O Chris and  
Garfield Road, Alrode  
1451 Alberton, South Africa  
+27 11 908 3760  
sales@avkvalves.co.za  
©02.2024.V1 AVK Group

AVK Valves Southern Africa  
6 Paris Road,  
Brackengate Business Park  
7441 Cape Town  
+27 21 981 4414  
www.avkvalves.co.za

